
	BUILDING DEVELOPMENT POLICIES AND PROCEDURES ADMINISTRATIVE/GENERAL	Effective Date: November 12, 2015
		Supersedes Policy Dated: April 7, 2011
	1.5 Commercial Partial Permitting Process for Shell Buildings	Issued by:  Eric M. Mays, P.E. Building Official

This establishes the policy and procedure for the coordination of the submission and issuance of partial permits for the construction of commercial buildings and existing buildings converted to Shells for future tenants. The Virginia Uniform Statewide Building Code states:

“Phased approval. The Building Official is authorized to issue a permit for the construction of foundations or any other part of a structure before the construction documents for the whole building or structure have been submitted, provided that adequate information and detailed statements have been filed indicating compliance with the pertinent requirements of this code. The holder of such permit for the foundation or other parts of a building or structure shall proceed at the holder's own risk with the building operation and without assurance that a permit for the entire structure will be granted.”

Phased approval for existing buildings: Alteration/Repair Permit applications for conversions of existing buildings to a shell building for multiple Tenants shall follow the Shell Policy and the following guidelines:



1. Building complies with V.U.S.B.C. for allowable height and area of the existing building for proposed Uses identified on application and plans.
2. Building complies with V.U.S.B.C. /VCC Chapter 9 for required sprinkler system and fire alarm system.
3. Building complies with V.U.S.B.C. for required electrical, mechanical and plumbing codes for a multiple tenants building.
4. Tenant plans and permit applications will be submitted for approvals to obtain a Certificate of Occupancy.

DEFINITIONS – The following definitions will apply to this policy and procedure:

Alterations/Repair Permit – A permit for an existing building with a Certificate of Occupancy or a Shell Building with all approved Final Inspections that is issued to the tenant or owner for additional work to satisfy special requirements of the tenants.

Shell Permit – A permit that includes construction plans for the structural portion of the building but does not include any tenant plans. A Shell Permit is generally for fast tracking construction at the owner’s risk. The owner or owner’s agent must submit a request [Shell Building Request Form](#) to the Building Official for approval to use the Commercial Partial Permitting Process for Shell Buildings.

Cold Dark Shell – A building that has footings, foundation, exterior walls and roof. The building may also include slab and ground work only (e.g. plumbing, gas, electrical, fire

	BUILDING DEVELOPMENT POLICIES AND PROCEDURES ADMINISTRATIVE/GENERAL	Effective Date: November 12, 2015
		Supersedes Policy Dated: April 7, 2011
	1.5 Commercial Partial Permitting Process for Shell Buildings	Issued by:  Eric M. Mays, P.E. Building Official

protection, and mechanical-in slab radiant heating). A Cold Dark Shell shall be limited to Types I and II construction, and Type III construction with a minimum fire separation distance of 30 feet.

White Box Shell – A building that, in addition to those items provided for the Cold Dark Shell, provides the minimum code required: lighting for normal and emergency egress lighting, heating, and fire protection systems. The building may also include additional work constructed by the owner in advance of the tenant layout work.

Tenant Layout Permits – Permits issued for the creation of a finished tenant space for occupancy. This includes the installation of floor materials and drop ceilings, and may include the construction of partitions/walls. Construction plans include structural details and architectural features, plus electrical, plumbing, gas, and mechanical installations.

Certificate of Occupancy – A Certificate Occupancy is issued to each tenant upon completion and final inspection approval of all permits issued to the tenant layout work and all permits issued on the Shell building have Final Inspection approval.


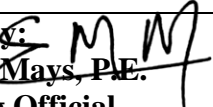
Final Inspection Approval – A completed project determined to be in compliance with the Virginia Uniform Statewide Building Code.

Superseded Inspections Projects – A project granted special permission by the Building Official at the time of Shell Plans submission to allow Tenant Layout Plans to supersede the Shell Plans for scope of work only. This approval will require the Designers of Record for the Tenant Layout Plans to assume responsibility for the changes to the design of the Shell Building.

Ground Works – Building systems installed under the building floor slab (e.g., plumbing, gas, electrical, fire protection, and mechanical in slab radiant heating). The work may be associated with the Shell Building or tenant build out. **The permit holder is proceeding at their own risk, and any work that does not comply with the final approved plans shall be removed.** The owner or owner’s agent must submit a [Shell Building Request Form](#) to obtain approval to use the Commercial Partial Permitting Process for Shell Buildings in conjunction with obtaining permits for ground works.

Shell Building Request Form to Building Official

The owner or the owner’s agent shall submit to the Building Official a request to use the Commercial Partial Permitting Process. The [Shell Building Request Form](#) shall include, but is not limited to:

	BUILDING DEVELOPMENT POLICIES AND PROCEDURES ADMINISTRATIVE/GENERAL	Effective Date: November 12, 2015
		Supersedes Policy Dated: April 7, 2011
	1.5 Commercial Partial Permitting Process for Shell Buildings	Issued by:  Eric M. Mays, P.E. Building Official



1. Proposed Scope of Work – The request must identify the type of Shell Building that is proposed (for example the project size), the proposed uses, type of construction and if the building will be a White Box Shell or a Cold Dark Shell.
2. Proposed Project Schedule – The proposed schedule must identify the proposed sequence of design, permitting and construction for the Shell Building and the tenant spaces. Owners shall provide the name and phone number of the project person who will coordinate all phases of the new shell.
3. Acknowledgement of Requirements – The request must include the following statement, “I have read the Policy and Procedure for Commercial Partial Permitting Process for Shell Buildings and understand and agree to all of the requirements. I further agree to inform all prospective tenants of the requirements of this process.”

Pre-Submission Meeting

The purpose of the Pre-Submission Meeting is to ensure there is consensus and understanding between all parties on the process and requirements and to review preliminary plans. After the Building Official’s approval of the request, the owner or owner’s agent will be contacted by Building Plan Review staff for a Pre-Submission Meeting. The project designers and Building Plan Review staff shall attend the meeting. The County’s Development Project Manager shall prepare meeting minutes and submit the minutes to the meeting attendees for concurrence within five (5) business days of the meeting. Shell, Alteration/Repair and Tenant Layout plans, permits and inspections procedures will be discussed at the Pre-Submission Meetings with the owner/owner’s agent and design team.

Plan Submission Process and Requirements

1. **Shell Building Permit Master Control Number** – The Master Control Number shall be provided by the Building Plan Intake staff after approval of the [Shell Building Request Form](#). The [Shell Building Request Form](#) will be scanned and attached to the Master Control Number, and this will be used to track all permits associated with the Shell Permit through the Tenant Layout Permits for the first time tenants. This is required to ensure a continuous and complete history of inspections for the Shell Building and the tenant spaces.
2. **Quality Control Review** – The Building Plans Intake staff shall conduct a Quality Control Review to ensure that the project has been approved for this process by the Building Official; the Pre-Submission Meeting has been conducted; the meeting minutes have been completed and scanned into the permit file; and the plan submission is complete.

	BUILDING DEVELOPMENT POLICIES AND PROCEDURES ADMINISTRATIVE/GENERAL	Effective Date: November 12, 2015
		Supersedes Policy Dated: April 7, 2011
	1.5 Commercial Partial Permitting Process for Shell Buildings	Issued by:  Eric M. Mays, P.E. Building Official

3. **Code Analysis Requirements** – The Code Analysis shall be provided on the Plan Cover Sheet in accordance with Attachment A of this policy.

4. **Cold Dark Shell** – The [Building Permit Application](#) shall include a cover sheet with a complete building code analysis; plans for footings, foundation, slab, walls and roof details; structural calculations for actual loads and assumed loads; energy envelope design parameters to include materials with thermal envelope ratings; a copy of the proposed or approved site plan; and a completed [New Structures and Additions Commercial Plans Checklist](#). The plans may also include ground work for all trades. Multi-story buildings shall require the sprinkler standpipe to be installed at one level below the highest level of construction as required by the Building Code.

5. **White Box Shell** – The [Building Permit Application](#) shall include: the same items required for Cold Dark Shell; and the plans for electrical, mechanical, gas, plumbing, and fire protection systems in accordance with the Building Official’s previous approval.

6. **Ground Works** – The Trade Permit Application(s) shall include a copy of the approved Site Plan; building floor plans with the location of bathrooms, kitchens, drinking fountains, electrical rooms and mechanical equipment rooms. Additionally, the plans shall include all plumbing riser details, electrical duct bank details and mechanical piping systems.


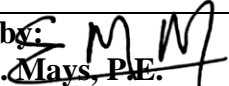
7. **Special Inspections Program** – If the proposed building is subject to the Special Inspections Program, a Special Inspections Meeting is required prior to the issuance of the Building Permit.

8. **Shell Building Plan Revisions Prior to Final Inspection Approval** – If changes are proposed by the owner or owner’s agent prior to the final inspection approval of the Shell Building, plans shall be submitted as revisions to the approved Shell Building Plans. Revisions to establish tenant spaces (demising walls) can be submitted as a single plan view identifying the location of the wall(s) along with the proposed wall details.

9. **Footing & Foundation** – Permits for footing and Foundation Shall be submitted as **Cold Dark Shell** and completed as Cold Dark Shell building or White Box Shell as required by Shell Policy. This allows the customer to fast track the construction and maintains the requirements for two sets of active permits for Gatekeepers and Inspection process.

Tenant Layout Permits and Alteration/Repair Permits

1. The [Building Permit Application](#) for Tenant Layout Permits may only be issued after the Shell Building permits and Fire Protection permits have been approved for Final


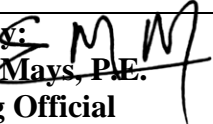
	BUILDING DEVELOPMENT POLICIES AND PROCEDURES ADMINISTRATIVE/GENERAL	Effective Date: November 12, 2015
	1.5 Commercial Partial Permitting Process for Shell Buildings	Supersedes Policy Dated: April 7, 2011 Issued by:  Eric M. Mays, P.E. Building Official

Inspections unless the entire project is approved as a Superseded Project. Tenant permits will be issued after the Tenant Layout Plans are approved. All Tenant spaces will be properly identified by the designers for each tenant space on the plans for inspections.

2. Expedited Plan Review has to meet all requirements of [Policy 2.2 Expedited Plan Review Program](#) and this policy.
3. Framing & Rough-In Permits for Tenant Plans can be issued in Shell Buildings that has Final Inspection Approvals for all Building, Trades, and FPP Permits issued to the Shell Building.
4. Alteration/Repair Plans can be accepted for review and permitting provided all Shell Permits have been approved for Final Inspection this includes all Fire Marshal's Permits.
5. Tenant Layout Permit application must be space specific with a clear scope of work. Adjacent spaces shall be shown on the cover sheet as a key plan. However, for clarity of review and inspections all references to adjacent spaces must be removed or crossed off all other detailed construction documents and plans.
6. Occupancy loads shall be assigned at the Tenant(s) Layout Permit submission only.

Superseded Inspection Projects

1. A Superseded Inspections Project requires special permission. These projects will be identified on the [Shell Building Request Form](#) sent to the Building Official and shall be pre-approved before plans are submitted.
2. All Plans submitted for both the Shell and the Tenant(s) will identify this project as a Superseded Inspections Project with the statement below.
3. These projects require a Pre-Submission Meeting with Building and Fire Marshal Office Plans Review Staff, a Pre-Construction Meeting with Special Inspections Staff for plan submission and building permit is issued.
4. The Shell Building owner shall sign the Shell request form and will be responsible for notifying all designers and all contractors for the Shell and Tenant Plans/Permits for this Superseded Status, including the Fire Marshal's permits. The statement below will be noted on all sheets for the Shell and Tenant plans by all Designers of Record.
5. Superseded Projects will require a Pre-Inspections Meeting with Building Construction Inspections/Fire Marshal Inspections Staff and all contractors on the Shell building to coordinate the Inspections on the shell building.

	BUILDING DEVELOPMENT POLICIES AND PROCEDURES ADMINISTRATIVE/GENERAL	Effective Date: November 12, 2015
		Supersedes Policy Dated: April 7, 2011
	1.5 Commercial Partial Permitting Process for Shell Buildings	Issued by:  Eric M. Mays, P.E. Building Official

6. The special permission for Superseded still requires all permits issued to all contractors for the Shell building and tenant construction to have Final Inspection approvals before a Certificate of Occupancy is issued.
7. Tenant Permit applications and plans shall identify the Project as a Superseded Project. The tenant or tenant's representative shall submit a Superseded Application form for approval with the plan submission.

Superseded Inspections Project: The Designer(s) of Record have read the Prince William County Commercial Partial Permitting Process for Shell Buildings Policy and agree to the conditions and responsibilities of the policy as it relates to plans and permits for Shell and Tenant Build-outs for Superseded Projects.

Attachments/Hyperlinks

- [Code Analysis Requirements](http://www.pwcgov.org/government/dept/development/bd/Documents/005686.pdf)
www.pwcgov.org/government/dept/development/bd/Documents/005686.pdf
- [Process Overview Flowchart](http://www.pwcgov.org/government/dept/development/bd/Documents/005687.pdf)
www.pwcgov.org/government/dept/development/bd/Documents/005687.pdf
- [Shell Building Request Form](http://www.pwcgov.org/eBuildingDevelopmentForms/forms/ShellBuildingRequestForm.pdf)
www.pwcgov.org/eBuildingDevelopmentForms/forms/ShellBuildingRequestForm.pdf
- [Superseded Project Request Form](http://eservice.pwcgov.org/eBuildingDevelopmentForms/forms/SupersededProjectRequestForm.pdf)
<http://eservice.pwcgov.org/eBuildingDevelopmentForms/forms/SupersededProjectRequestForm.pdf>
- [Policy 2.2 Expedited Plan Review Program](http://www.pwcgov.org/government/dept/development/bd/Documents/005779.pdf)
www.pwcgov.org/government/dept/development/bd/Documents/005779.pdf
- [Building Permit Application](http://www.pwcgov.org/eBuildingDevelopmentForms/forms/BuildingPermitApplication.pdf)
www.pwcgov.org/eBuildingDevelopmentForms/forms/BuildingPermitApplication.pdf
- [New Structures and Additions Commercial Plans Checklist](http://www.pwcgov.org/eBuildingDevelopmentForms/forms/NewStructuresAdditionsChecklist.pdf)
www.pwcgov.org/eBuildingDevelopmentForms/forms/NewStructuresAdditionsChecklist.pdf