



PRINCE WILLIAM
COUNTY

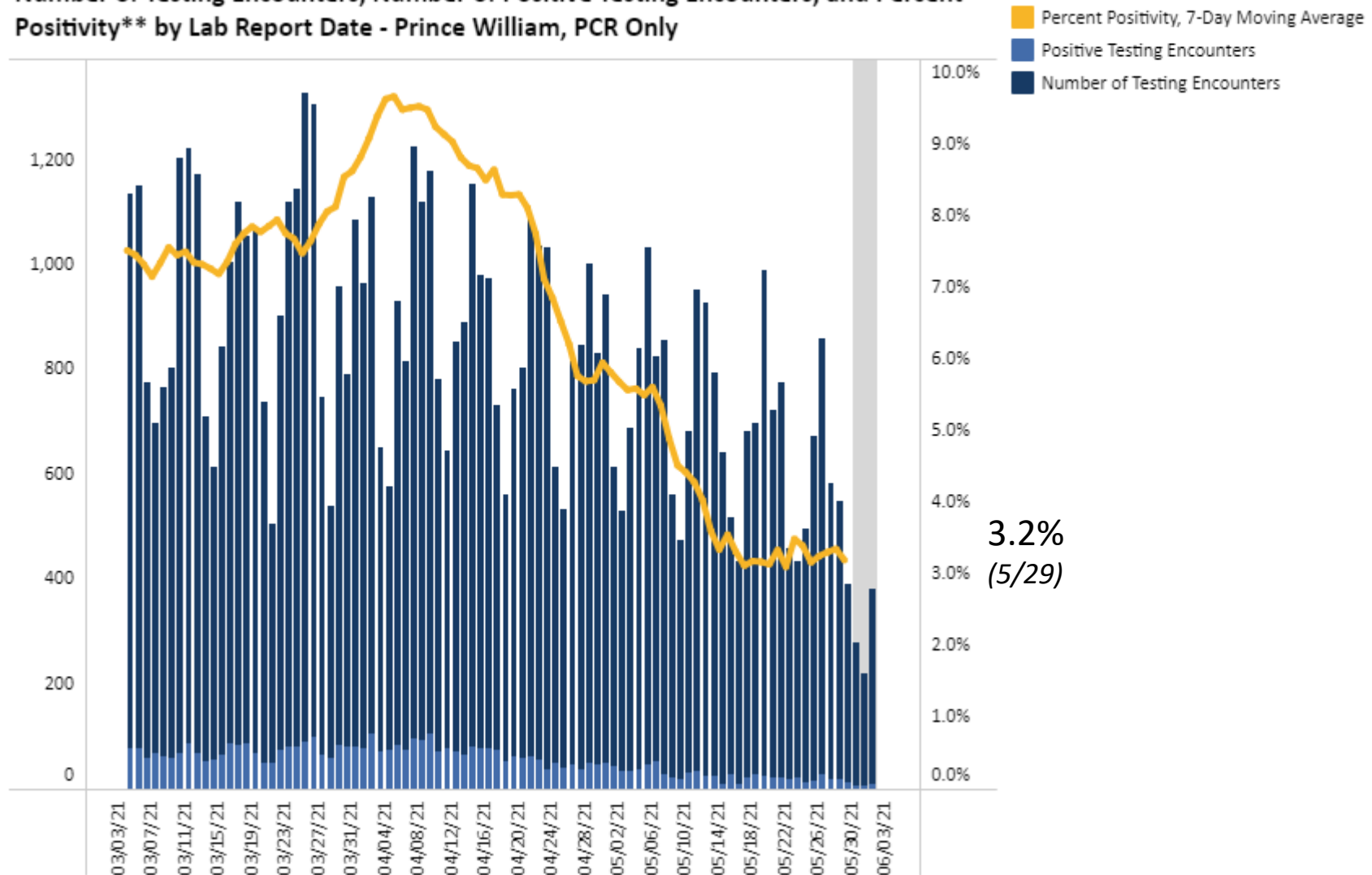
COVID-19 Update

Brian Misner
Emergency Management Coordinator

June 2, 2021

Number of Positive Tests vs. Tests Conducted – Cumulative – Last 90 Days

Number of Testing Encounters, Number of Positive Testing Encounters, and Percent Positivity** by Lab Report Date - Prince William, PCR Only



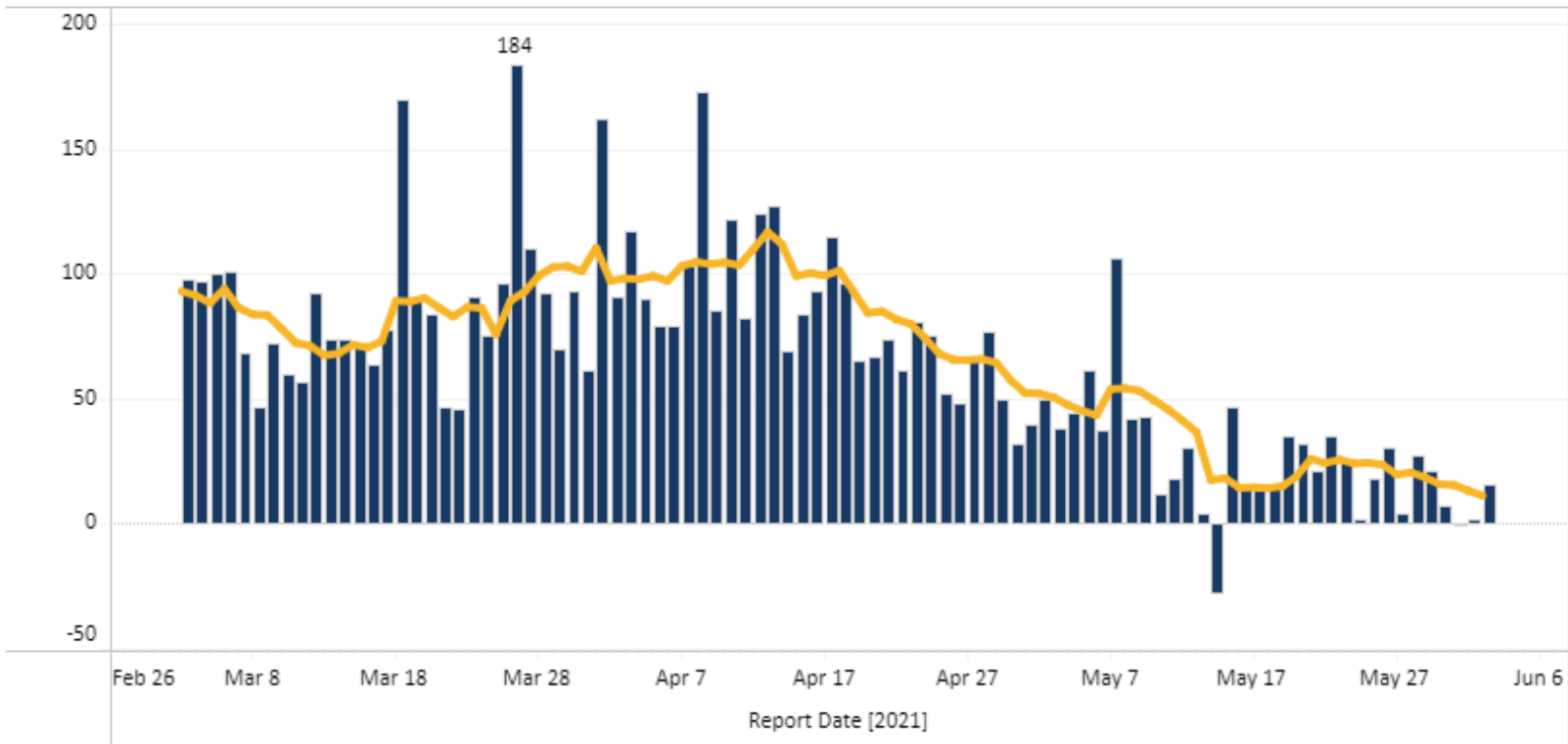
COVID-19 Cases in PWC – Last 90 Days

Number of New Cases Reported [^]	7-Day Average Number of Daily New Cases Reported	7-Day Average Number of New Daily Cases Reported, Rate per 100,000 Population	Total Number of New Cases per 100,000 Population within last 14 days
16	11	2.4	51.49

Report Date Daily Cases Counts for past 90 Days
Prince William

Select Date Range (Affects Bar Chart)

Past 90 Days



COVID-19 Hospitalizations in PWC – Last 90 Days



Number of New Hospitalizations Reported[^]

2

7-Day Average Number of Daily New Hospitalizations Reported

2

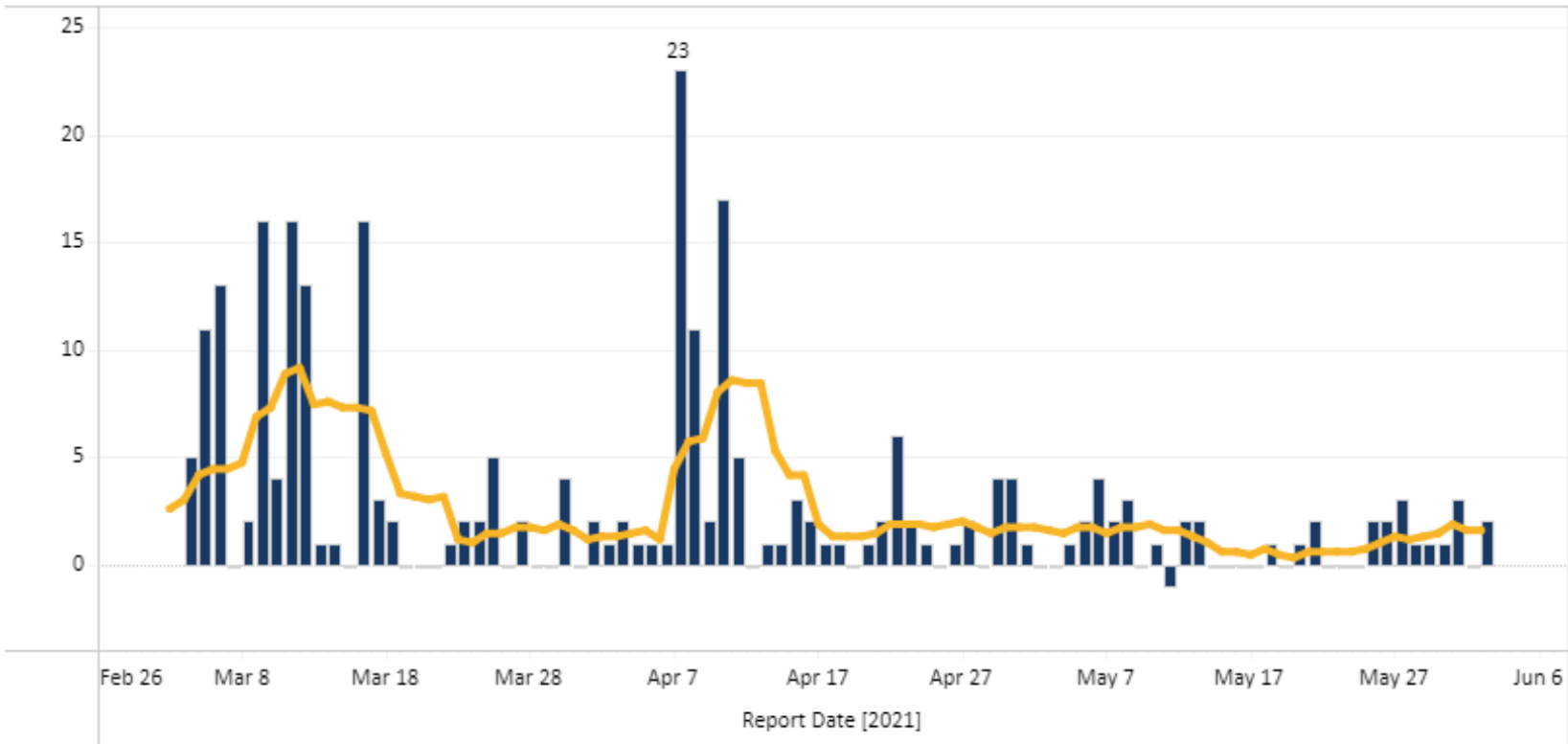
7-Day Average Number of New Daily Hospitalizations Reported, Rate per 100,000 Population

0.3

Report Date Daily Hospitalizations Counts for past 90 Days Prince William

Select Date Range (Affects Bar Chart)

Past 90 Days



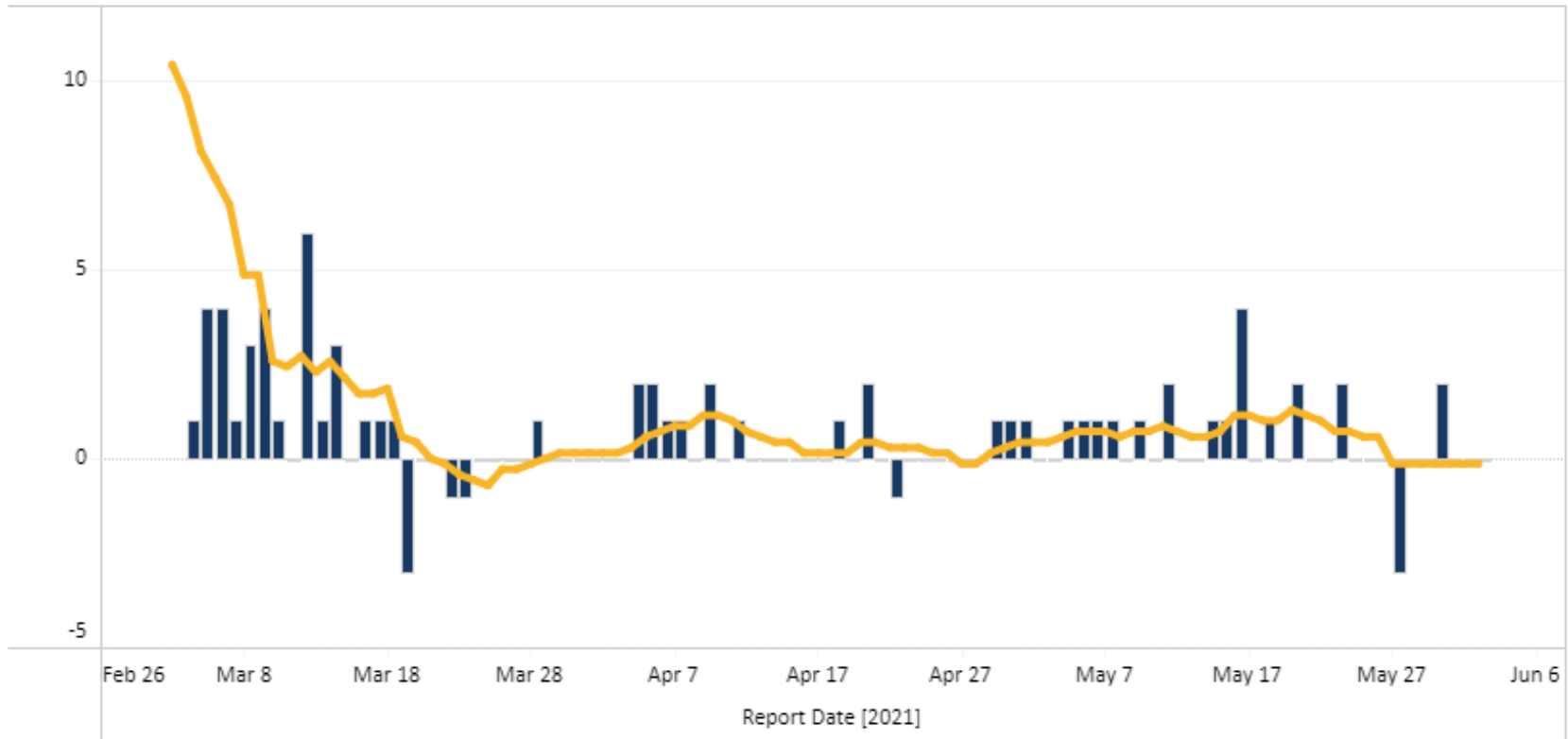
COVID-19 Deaths in PWHD – Last 90 Days

Number of New Deaths Reported^	7-Day Average Number of Daily New Deaths Reported	7-Day Average Number of New Daily Deaths Reported, Rate per 100,000 Population
0	0	0.0

Report Date Daily Deaths Counts for past 90 Days
Prince William

Select Date Range (Affects Bar Chart)

Past 90 Days



COVID-19 Testing Update

- May 28th – Last day for County-sponsored testing.
- Visit <https://www.vdh.virginia.gov/coronavirus/covid-19-testing-sites/> to locate test sites
- George Mason University MAP Clinic offers COVID-19 testing from 9 a.m. to 12 p.m. on Tuesdays and Thursdays for the uninsured and underinsured.
 - 703-993-5880
 - 99 Tremont St, Manassas Park, VA 20111

Statewide Vaccine Dashboard

By Locality of Residence

Total Doses Administered - 8,230,004

People Vaccinated
with at Least One
Dose*

4,696,591

% of the Population
Vaccinated with at
Least One Dose

55.0%

People Fully
Vaccinated^

3,808,074

% of the Population
Fully Vaccinated

44.6%

% of the Adult (18+) Population
Vaccinated with at Least One
Dose
67.3%

% of the Adult (18+)
Population Fully Vaccinated
56.1%

* People vaccinated with one dose of a two-dose vaccine and one dose of a single dose vaccine, including doses administered through the Federal CDC Pharmacy Partnership. Doses on the Federal Doses Administered dashboard are included.

^ People vaccinated with two doses of a two-dose vaccine and one dose of a single dose vaccine, including doses administered through the Federal CDC Pharmacy Partnership. Doses on the Federal Doses Administered dashboard are included.

People Vaccinated by Locality of Residence and Vaccination Status

At Least One Dose Count

- 963 - 2246
- 2247 - 5241
- 5242 - 12230
- 12231 - 28533
- 28534 - 66572
- 66573 - 155320
- 155321+

PWC – Counts

At least one dose: 238,465

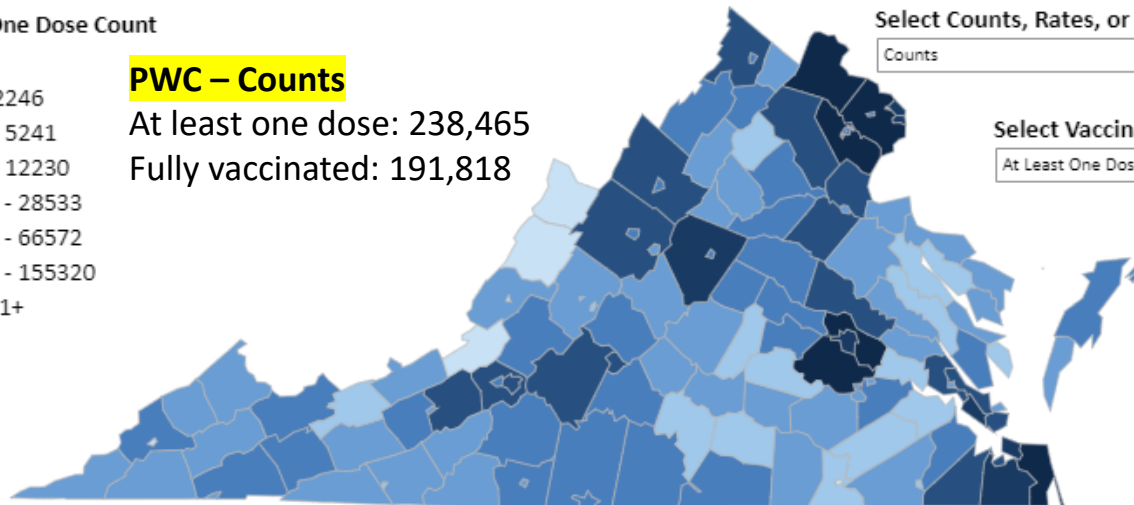
Fully vaccinated: 191,818

Select Counts, Rates, or Percents

Counts ▼

Select Vaccination Status

At Least One Dose ▼



People Not Mapped: 1,014,701

Statewide Vaccine Dashboard

By Locality of Residence – Rates per 100,000



People Vaccinated by Locality of Residence and Vaccination Status - Rate per 100,000 Population

At Least One Dose Rate per
100,000 Population

- 30949 - 35408
- 35409 - 40510
- 40511 - 46348
- 46349 - 53028
- 53029+

PWC– Rate per 100,000

At least one dose: 50,701

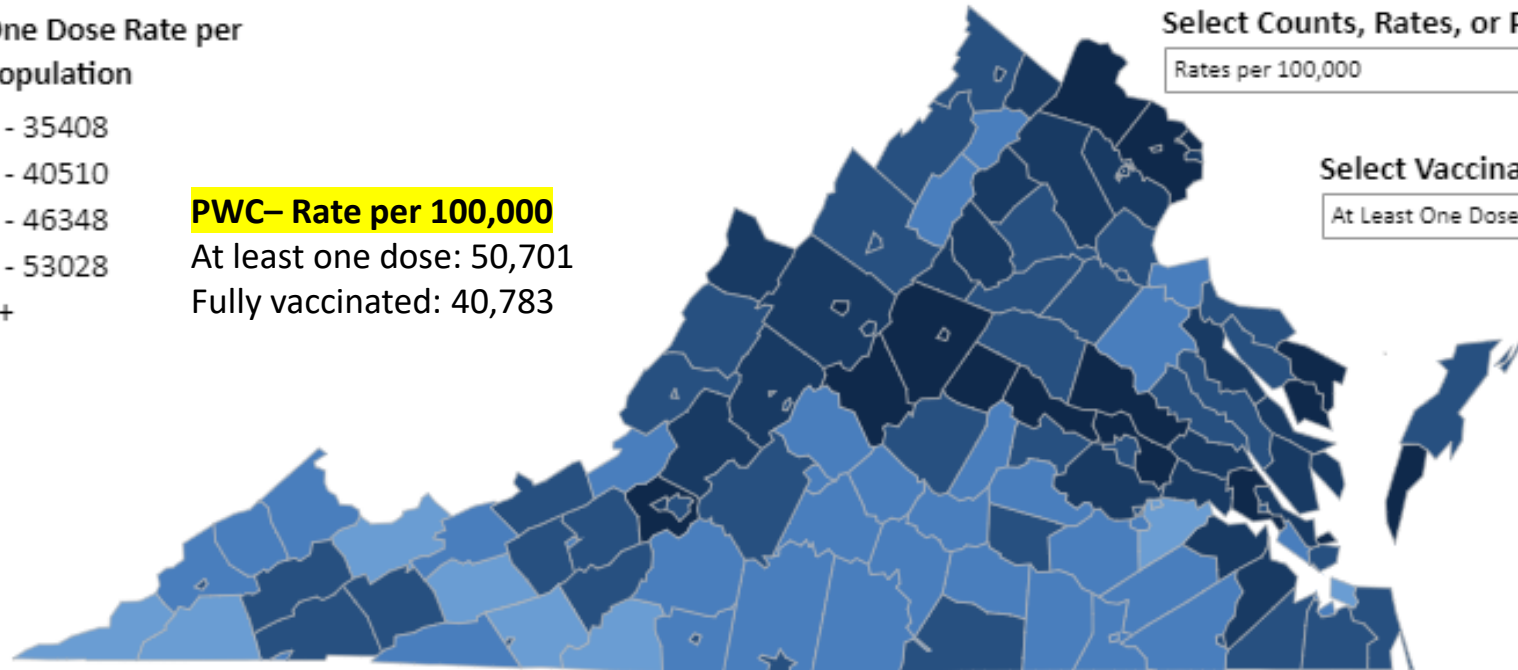
Fully vaccinated: 40,783

Select Counts, Rates, or Percents

Rates per 100,000

Select Vaccination Status

At Least One Dose



People Not Mapped: 1,014,701

Statewide Vaccine Dashboard By Locality of Residence – Percent of the Population



People Vaccinated by Locality of Residence and Vaccination Status - Percent of the Population

Percent of the Population with At Least One Dose

- 30.1% - 35.0%
- 35.1% - 40.0%
- 40.1% - 45.0%
- 45.1% - 50.0%
- 50.1% - 55.0%
- 55.1+%

PWC – Percent

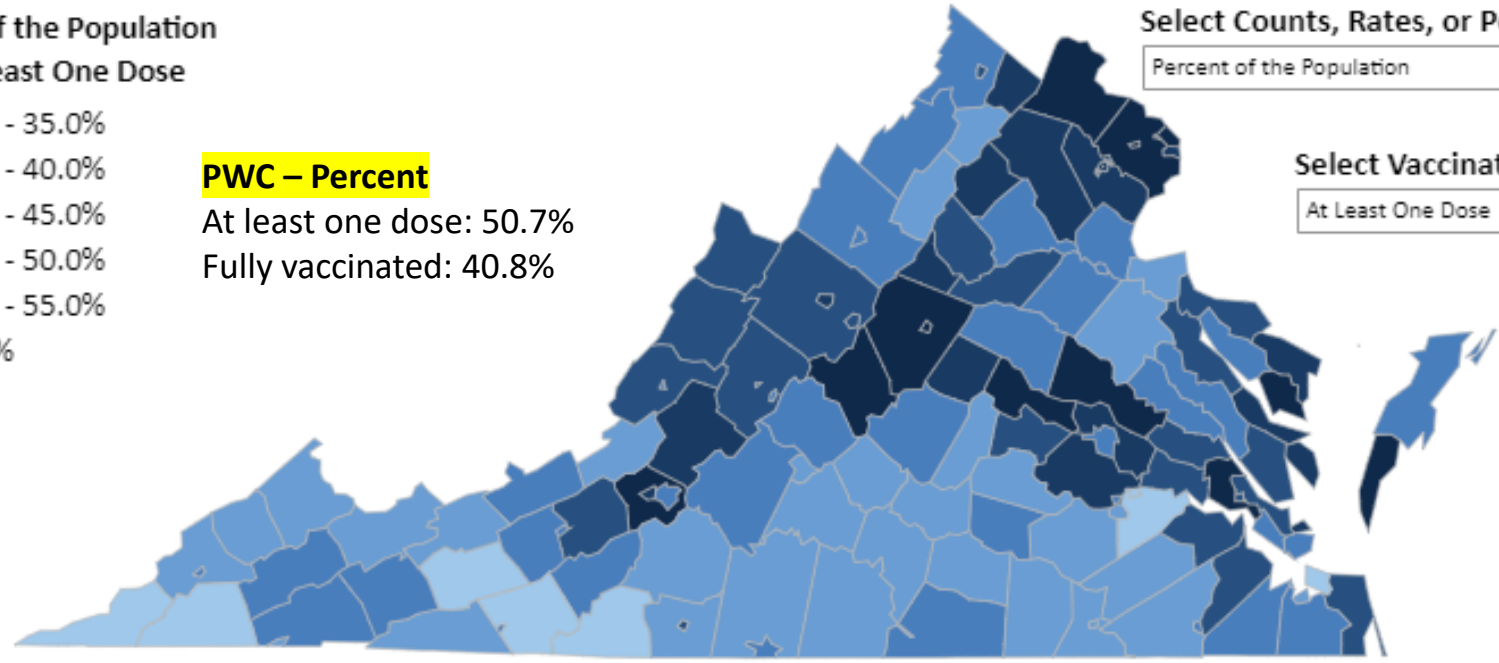
At least one dose: 50.7%
Fully vaccinated: 40.8%

Select Counts, Rates, or Percents

Percent of the Population

Select Vaccination Status

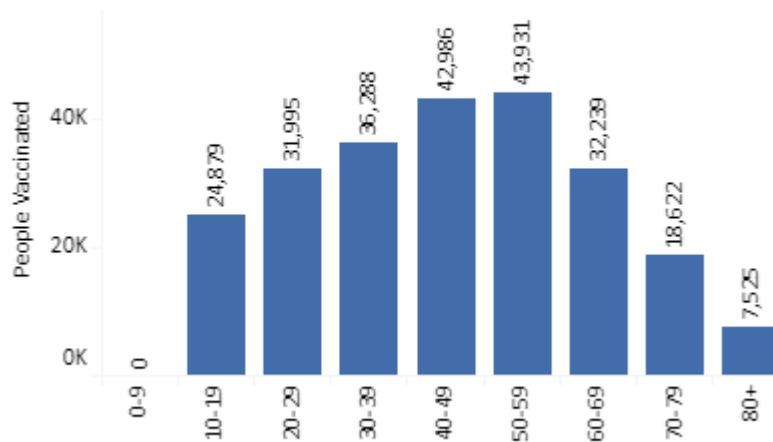
At Least One Dose



People Not Mapped: 1,014,701

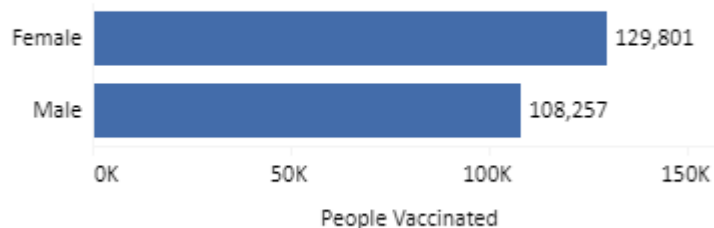
PWHD Vaccine Demographics – Age and Sex

Vaccination Count By Age Group



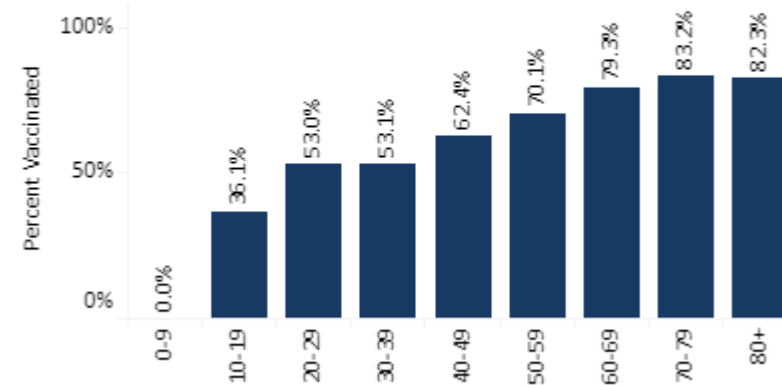
Not Reported: 0

Vaccination Count By Sex

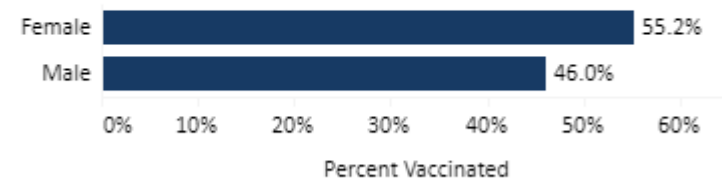


Not Reported: 407

Percent of the Population Vaccinated with At Least One Dose By Age Group



Percent of the Population Vaccinated with At Least One Dose By Sex



PWHD Vaccine Count by Race

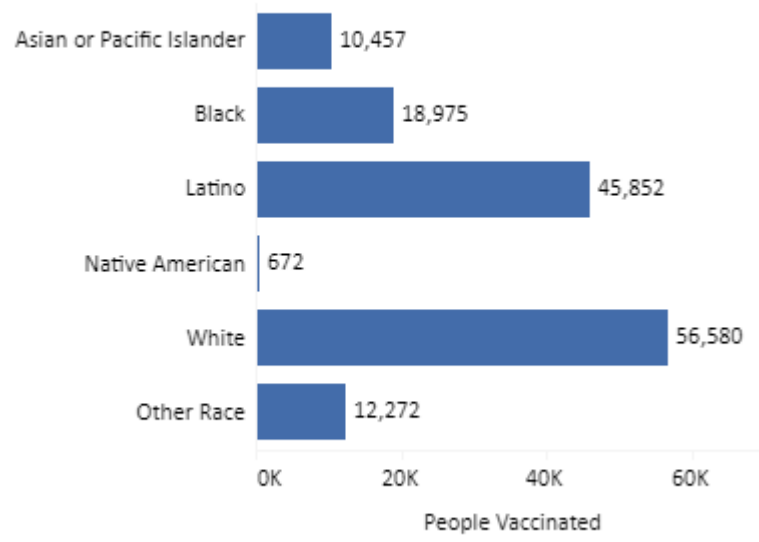
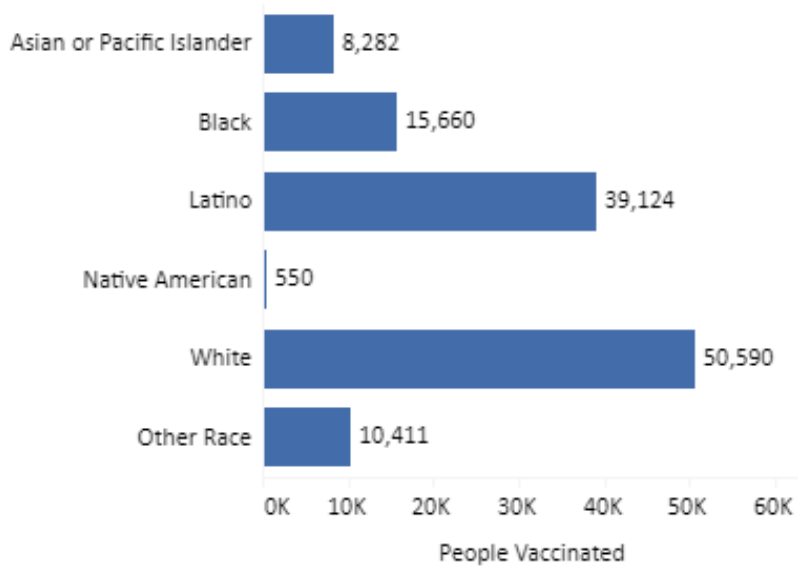


May 18, 2021

June 2, 2021

Vaccination Count
By Race and Ethnicity

Vaccination Count
By Race and Ethnicity



Not Reported: 90,117

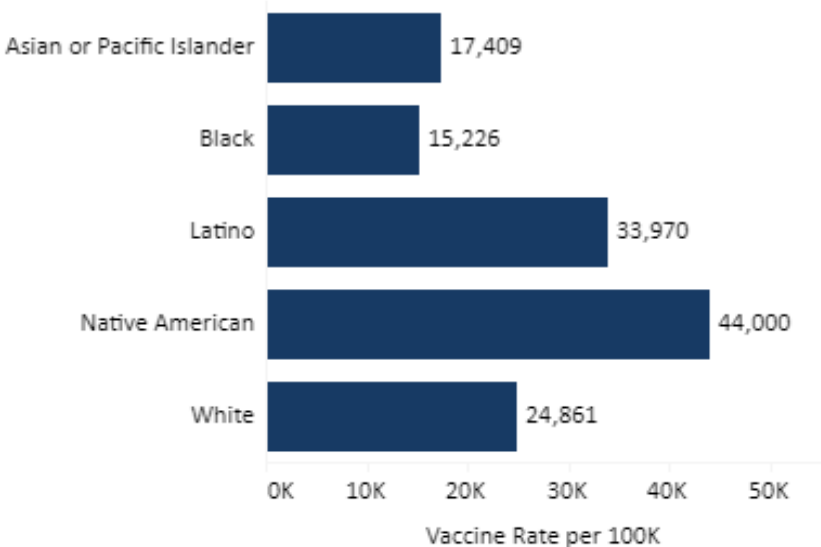
Not Reported: 93,657

PWHD Vaccine Rate per 100,000 by Race & Ethnicity

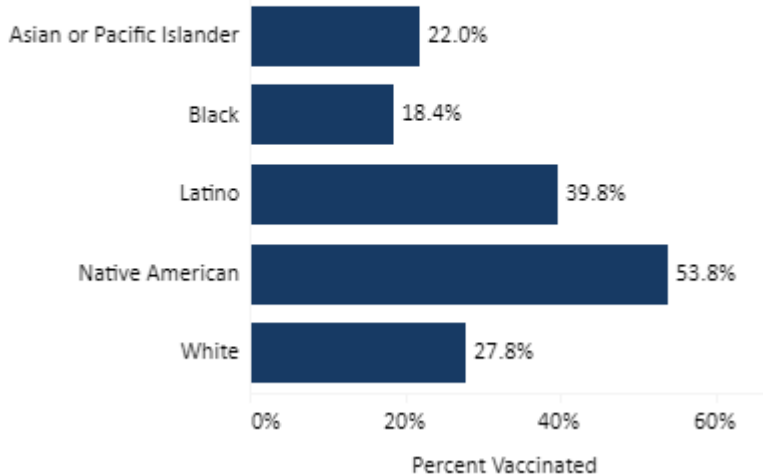
May 18, 2021

June 2, 2021

Vaccination Rate per 100,000 Population By Race and Ethnicity*



Percent of the Population Vaccinated with At Least One Dose By Race and Ethnicity*



Vaccine Appointment Updates

- Text your zip code to “GETVAX” (438829)
 - System will reply with contact/registration info for the vaccine clinics near you.
 - Offers free rideshare assistance from Uber and Lyft if needed.
- [Vaccinate.virginia.gov](https://vaccinate.virginia.gov) directs to VASE+ to search for appointments at VDH-run clinics, including the CVC.
- [Vaccines.gov](https://vaccines.gov) has links to appointments for other healthcare and pharmacy providers.
 - Anyone can go to any VDH-operated clinic to receive their 2nd dose regardless of where they got their first dose.
 - You must receive the same vaccine for both doses; Pfizer and Moderna are NOT interchangeable.
- 877-VAX-IN-VA is still available from 8 a.m. to 6 p.m. Monday-Saturday.

Vaccine Availability and Initiatives

- PWHD is participating in a pilot program with VDH that allows redistribution of small quantities of Pfizer vaccine to providers.
 - 15 providers in PWHD have requested and received a supply thus far.
 - This will maximize the availability of Pfizer for persons age 12 and older.
- Homebound vaccinations continue:
 - Both Pfizer and Moderna available for homebound use.
 - Email: PWHDEPR@vdh.virginia.gov
 - Phone: 1-877-VAX-IN-VA
 - For each person, provide: name, DOB, address, vaccine preference, email and any comments.
 - PWHD considers homebound patients to be those that cannot leave the house for a healthcare related encounter without assistance of 2 or more people.
 - For example, if one caregiver could handle getting the individual to a doctor's appointment, we would NOT consider that person "homebound".
 - The need for help with transportation also does not make someone homebound.

Community Health Equity Vaccine Clinics and Outreach Events



This week's events include:

Date and Day	Booth (Location and Hours)	Canvas (Location and Hours)	Clinic (Location and Hours)
Monday	None	None	None
Tuesday	Global Market 1400-1800 Woodbridge		
Wednesday	Georgetown South 1100-1300		
Thursday	HMart 1400-1800 Manassas		
Friday	Americana Grocery 1500-1900 Woodbridge		
	Power of Partnership Event 1600-1900		
Saturday	Heritage Railway Event 0900-1600 Manassas		
	American Grocery 1600-1900 Woodbridge		
Sunday	None		Americana Grocery Conducted by GMU 300 Pfizer 1100-1500

VA Executive Order Changes

- **Executive Order 72** – May 15th
 - **Mask Mandate** - Removes universal indoor mask mandate for fully-vaccinated individuals, consistent with the latest CDC guidelines.
 - CDC Guidelines state that fully-vaccinated individuals do not have to wear masks in most indoor settings, except on public transit, in health care facilities, and in congregate settings.
 - Masks will continue to be required in K-12 public schools, given low rates of vaccination among eligible children.
 - Businesses retain the ability to require masks
 - **Social gatherings** – Increased capacity indoors to 100 and outdoors to 250
 - **Entertainment venues** – Indoor allowed to operate at 50% capacity or 1,000 people; outdoor at 50% capacity, no max people.
 - Alcohol sales allowed after midnight; dining rooms allowed open later
- **Executive Order 79** – May 28th
 - Lifts all capacity and social distancing restrictions
- As a result, all physical distancing and capacity restrictions have been lifted at County facilities. Those who are not yet vaccinated are encouraged to wear masks while indoors.

Transition to Long-Term Recovery

- The Emergency Operations Center is transitioning from response operations to long-term recovery operations for COVID-19.
 - Formal After Action Review / Improvement Plan
- A COVID-19 Long-Term Recovery Framework will be established using functional areas:
 - Resilient Economy
 - Health & Wellbeing
 - Housing and Homeless Services
 - Food Insecurity
 - Infrastructure Systems



Questions

