



CPMT MINUTES
January 18, 2024
Sudley North – Jean McCoy
2:00 – 3:30 PM

CPMT Members:

Courtney Tierney, Chair, DSS
Kim Keller, Vice Chair, JCSU
Aimee Holleb, PWCS
Elijah Johnson, Assistant County Executive
Carl Street, Youth for Tomorrow (Private Provider)
Linda Woods, PWHD

Others Present:

Julie Arquette, DSS CSA
Shazia Chughtai, DSS CSA
Phillys Jennings-Holt, DSS Deputy Director
Jessica McCauley, DSS CSA
Ron Pannel, PWCS
Shela White, DSS CSA

Open Meeting:

Courtney Tierney, Chair, opened the meeting at 2:01 PM.

Minutes from November 16, 2023, were presented. **MOTION** to approve as presented. [KK motion, LW seconded CS abstained]. Motion carried.

Expenditures and budget review – presented by Courtney Tierney

- Budget – FY23 Final, FY24 YTD, was reviewed.
- Expenditures – **MOTION** to approve case action expenditure approvals FY24 from 11/13/23 - 1/12/24 and Private Day additions. [CS motion, KK seconded]. Motion carried.

Quarterly Utilization Review

- **RTC Status** – presented by She'la White. Residential report is attached.
- **SPED Private Day School Status** – presented by Julie Arquette. Private Day report is attached.

CSA Division Report – presented by Jessica McCauley

- OCS policies for Public Comment – We have until February 16, 2024, to comment on the OCS policies. Jessica reviewed the OCS policies and the changes are immaterial. CPMT will not submit a public comment.
- OCS General Assembly CSA Progress Report – The OCS General Assembly CSA progress report provides an overview of statewide CSA demographics and trends.
- CSA Symposium – Save the date for the 23rd annual CSA symposium. The event will be held on March 13, 2024, from 8:00 – 1:00 at NVCC Annandale.

- "Tell Me Something Good" - PWC DSS has been having triage meeting to review youth who are at risk of coming into foster care. Jessica and Shela have been attending the meetings representing CSA which have been very beneficial in identifying when CSA funds or a referral to FAPT may be a helpful option to support youth and families when there is a risk of foster care.

CLOSURE

Courtney Tierney closed the meeting at 2:51. Next meeting is on February 15, 2024.

APPROVED: Shaya Chughata
Clerk to Board

CSA PROGRAM SUMMARY

(as of December 31, 2023)

		FY24 Budget	YTD Actuals	Balance	Proj. FY24 Revenue	Variance to Budget
State (includes Medicaid Holdback)		\$ 13,271,517	\$ 6,426,185	\$ 6,845,332	\$ 15,216,586	\$ (1,945,069)
Federal Reimbursement - CSA Admin		\$ 340,000	\$ 178,766	\$ 161,234	\$ 340,000	\$ -
PWC - Public Schools		\$ 311,501	\$ 311,501	\$ -	\$ 311,501	\$ -
Revenue Total		\$ 13,923,018	\$ 6,916,451	\$ 7,006,567	\$ 15,868,087	\$ (1,945,069)
CSA Program	CSA Category	FY24 Budget	YTD Actuals	Balance	Proj. FY24 Expenditures	
Admin	Admin	\$ 839,423	\$ 437,401	\$ 402,021	\$ 839,423	\$ -
	Harmony Replacement Project	\$ 475,394	\$ 106,950	\$ 368,444	\$ 475,394	\$ -
Admin Total		\$ 1,314,817	\$ 544,351	\$ 770,465	\$ 1,314,817	\$ -
COMMUNITY BASED	2F - FC Prevention Non-Residential	\$ 1,085,130	\$ 705,668	\$ 379,462	\$ 1,250,000	\$ (164,870)
	2F1 - FC Prevention Non-Residential	\$ 107,668	\$ 56,721	\$ 50,947	\$ 107,668	\$ -
	2G - Special Education - Private Day	\$ 14,654,849	\$ 5,865,483	\$ 8,789,366	\$ 18,000,000	\$ (3,345,151)
	2h - Wraparound Services - SPED	\$ -	\$ -	\$ -	\$ -	\$ -
	3 - Non-Mandated CB Service	\$ 670,611	\$ 297,531	\$ 373,080	\$ 670,611	\$ -
COMMUNITY BASED Total		\$ 16,518,257	\$ 6,925,403	\$ 9,592,854	\$ 20,028,279	\$ (3,510,021)
FOSTER CARE	2a - Therapeutic FC IV-E	\$ 95,303	\$ 55,992	\$ 39,311	\$ 95,303	\$ -
	2a1 - Therapeutic FC	\$ 285,410	\$ 115,785	\$ 169,625	\$ 285,410	\$ -
	2a2 - Therapeutic FC (NCFC & PA)	\$ -	\$ -	\$ -	\$ -	\$ -
	2c - FC IV-E	\$ 199,356	\$ 26,200	\$ 173,156	\$ 199,356	\$ -
	2e - Family FC	\$ 482,799	\$ 253,587	\$ 229,212	\$ 482,799	\$ -
FOSTER CARE Total		\$ 1,062,868	\$ 451,565	\$ 611,303	\$ 1,062,868	\$ -
RESIDENTIAL	1a - FC & TFC IV-E	\$ 64,287	\$ 42,515	\$ 21,772	\$ 64,287	\$ -
	1b - FC & TFC Non-IV-E	\$ 662,261	\$ 358,068	\$ 304,194	\$ 750,000	\$ (87,739)
	1c - FC Prevention Residential	\$ 525,496	\$ 237,591	\$ 287,904	\$ 650,000	\$ (124,504)
	1d - Non-Mandated Res Service	\$ -	\$ -	\$ -	\$ -	\$ -
	1e - Special Education	\$ 879,490	\$ 589,723	\$ 289,767	\$ 1,100,000	\$ (220,510)
	2i - Crisis Stabilization	\$ -	\$ -	\$ -	\$ -	\$ -
RESIDENTIAL Total		\$ 2,131,534	\$ 1,227,897	\$ 903,637	\$ 2,564,287	\$ (432,753)
Expenditure Total		\$ 21,027,475	\$ 9,149,216	\$ 11,878,259	\$ 24,970,250	\$ (3,942,775)
General Fund Tax Support		\$ 7,104,457			\$ 9,102,163	\$ (1,997,706)

Agency: CS

FAPT	Date	Case Manager	Client's Initials	Type Svcs*	Eligibility	Ser. Dates (start - end)	CM Request	FAPT Recommended	CPMT Approved	Comments
11/14/2023		Martinez	RD	RTC	M	12/01/23-02/29/24	\$32,760.00	\$32,760.00	\$32,760.00	
11/14/2023		Lockett	AB	RTC	M	12/01/23-12/31/23	\$3,423.00	\$3,423.00	\$3,423.00	
11/14/2023		Sumner	PG	RTC	M	12/01/23-02/29/24	\$60,031.51	\$60,031.51	\$60,031.51	
11/15/2023		Spence	AA	RTC	M	12/01/23-02/29/24	\$62,197.59	\$62,197.59	\$62,197.59	
11/27/2024		Sumner	JJ	CB	FCP	11/29/23-5/31/24	\$5,062.50	\$5,062.50	\$5,062.50	Admin request
11/28/2023		Nguyen	IB	RTC	M	12/01/23-02/29/24	\$76,664.83	\$76,664.83	\$76,664.83	
11/29/2023		Martinez	KMK	CB	FCP	12/01/23-05/31/24	\$24,450.00	\$24,450.00	\$24,450.00	
12/1/2023		Alston	AD	RTC	M	01/01/24-03/31/24	\$57,108.74	\$57,108.74	\$57,108.74	
12/1/2023		Witherspoon	LS	CB	FCP	01/01/24-02/28/24	\$6,480.00	\$6,480.00	\$6,480.00	
12/5/2023		Sumner	CLM	CB	FCP	12/07/23-05/31/24	\$5,876.00	\$5,876.00	\$5,876.00	
12/5/2023		Lockett	JW	CB	FCP	12/11/23-05/31/24	\$5,250.00	\$5,250.00	\$5,250.00	
12/5/2023		Walker	KA	CB	FCP	12/7/23-05/31/24	\$12,960.00	\$12,960.00	\$12,960.00	
12/5/2023		Alston	GM	CB	FCP	12/18/23-06/30/24	\$11,700.00	\$11,700.00	\$11,700.00	
12/5/2023		Walker	DE	CB	M	12/13/23-2/29/24	\$28,440.00	\$28,440.00	\$28,440.00	
12/6/2023		Martinez	JM	CB	FCP	01/01/24-06/30/24	\$5,850.00	\$5,850.00	\$5,850.00	
12/6/2023		Lockett	AB	CB	FCP	12/18/23-06/30/24	\$15,120.00	\$15,120.00	\$15,120.00	Admin request
12/6/2023		Spence	SC	CB	FCP	01/01/24-06/30/24	\$9,900.00	\$9,900.00	\$9,900.00	
12/12/2023		Sumner	JA	RTC	M	01/01/24-03/31/24	\$61,917.10	\$61,917.10	\$61,917.10	
12/13/2024		Witherspoon	CK	RTC	M	01/01/24-03/31/24	\$62,680.73	\$62,680.73	\$62,680.73	
12/13/2024		Okugic	ZD	CB	FCP	12/15/23-04/30/24	\$1,700.00	\$1,700.00	\$1,700.00	
12/15/2023		Black	JJ	RTC	M	01/01/24-03/31/24	\$45,510.00	\$45,510.00	\$45,510.00	
1/4/2024		Sumner	CS	RTC	M	01/01/24-03/31/24	\$55,896.95	\$55,896.95	\$55,896.95	Admin request
1/9/2024		Alston	EB	RTC	M	02/01/24-04/30/24	\$70,240.10	\$70,240.10	\$70,240.10	
1/9/2024		Alston	BG	RTC	M	02/01/24-04/30/24	\$68,237.90	\$68,237.90	\$68,237.90	
1/10/2024		Martinez	AK	RTC	M	02/01/24-04/30/24	\$58,335.10	\$58,335.10	\$58,335.10	
Total CS							\$847,792.05	\$847,792.05	\$847,792.05	

Agency: CSU

FAPT	Date	Case Manager	Client's Initials	Type Svcs*	Eligibility	Ser. Dates (start - end)	CM Request	FAPT Recommended	CPMT Approved	Comments
11/15/2023		Rodriguez	ER	CB	FCP	12/01/23-05/31/24	\$15,834.00	\$15,834.00	\$15,834.00	
11/29/2023		Archibald	KM	RTC	M	12/01/23-02/24/24	\$51,201.96	\$51,201.96	\$51,201.96	
12/13/2023		Moore	AAF	CB	FCP	12/15/23-03/31/24	\$7,500.00	\$7,500.00	\$7,500.00	
12/19/2023		Archibald	KM	CB	FCP	12/27/23-02/24/24	\$6,090.00	\$6,090.00	\$6,090.00	Admin request
1/9/2024		Smith	NB	RTC	M	01/17/24-04/30/24	\$65,325.30	\$65,325.30	\$65,325.30	
1/10/2024		Sizer	MW	CB	FCP	02/01/24-06/30/24	\$10,080.00	\$10,080.00	\$10,080.00	
Total CSU							\$156,031.26	\$156,031.26	\$156,031.26	

Agency: DSS


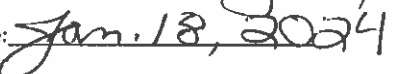
FAPT	Date	Case Manager	Client's Initials	Type Svcs*	Eligibility	Ser. Dates (start - end)	CM Request	FAPT Recommended	CPMT Approved	Comments
11/15/2023		Hawks	NM	TFC	M	11/09/23-04/30/24	\$20,070.92	\$20,070.92	\$20,070.92	
11/15/2023		Ryerson	AH	CB	M	12/01/23-05/31/24	\$17,040.00	\$17,040.00	\$17,040.00	
11/17/2023		Thompson	AAB	RTC	M	12/01/23-02/29/24	\$50,914.50	\$50,914.50	\$50,914.50	
11/17/2023		Thompson	RML	RTC	M	12/01/23-02/29/24	\$63,193.26	\$63,193.26	\$63,193.26	
11/28/2023		Thompson	ZM	RTC	M	12/01/23-02/29/24	\$62,197.59	\$62,197.59	\$62,197.59	
11/28/2023		Fernandez	WB	CB	FCP	11/30/23-05/31/24	\$3,600.00	\$3,600.00	\$3,600.00	
11/29/2023		Wooten	JG	TFC	M	12/01/23-05/31/24	\$64,699.86	\$64,699.86	\$64,699.86	
11/29/2023		Wooten	JC	RTC	M	12/01/23-02/29/24	\$52,946.40	\$52,946.40	\$52,946.40	
11/30/2023		Combs	LC	RTC	M	12/06/23-02/29/24	\$61,540.00	\$61,540.00	\$61,540.00	Admin Request
12/1/2023		Williams	RG	CB	M	01/01/24-06/30/24	\$13,650.00	\$13,650.00	\$13,650.00	
12/5/2023		Bell	SG	CB	M	12/20/23-06/30/24	\$3,600.00	\$3,600.00	\$3,600.00	
12/5/2023		Combs	AC	RTC	M	12/11/23-02/29/24	\$56,523.25	\$56,523.25	\$56,523.25	Admin Request
12/6/2023		Wittenberg	ID	CB	FCP	12/8/23-05/31/24	\$2,730.00	\$2,730.00	\$2,730.00	
12/6/2023		Wittenberg	BD	CB	FCP	12/8/23-05/31/24	\$5,460.00	\$5,460.00	\$5,460.00	
12/6/2023		Wittenberg	LD	CB	FCP	12/8/23-05/31/24	\$2,730.00	\$2,730.00	\$2,730.00	
12/6/2023		Hawks	KMM	RTC	M	01/01/24-03/31/24	\$19,089.98	\$19,089.98	\$19,089.98	
12/8/2023		Caison	LZ	RTC	M	01/01/24-03/31/24	\$61,790.00	\$61,790.00	\$61,790.00	
12/12/2023		Williams	BL	RTC	M	01/01/24-03/31/24	\$61,561.76	\$61,561.76	\$61,561.76	
12/13/2023		Miller	AAB	IL	M	01/01/24-06/30/24	\$45,816.00	\$45,816.00	\$45,816.00	
1/2/2024		Dinch	LCR	CB	FCP	01/04/24-06/30/24	\$6,000.00	\$6,000.00	\$6,000.00	
1/2/2024		Williams	OA	CB	M	01/04/24-06/30/24	\$15,860.00	\$15,860.00	\$15,860.00	
1/2/2024		Williams	JA	CB	M	01/04/24-06/30/24	\$15,860.00	\$15,860.00	\$15,860.00	
1/9/2024		Miller	BI	CB	FCP	02/01/24-06/30/24	\$5,940.00	\$5,940.00	\$5,940.00	
1/10/2024		Miller	JS	RTC	M	02/01/24-04/30/24	\$63,748.00	\$63,748.00	\$63,748.00	
1/12/2024		Miller	TK	RTC	M	01/17/24-04/30/24	\$70,084.80	\$70,084.80	\$70,084.80	
1/12/2024		McMullen	PSW	TFC	M	02/01/24-06/30/24	\$14,067.55	\$14,067.55	\$14,067.55	
1/12/2024		McMullen	CP	RTC	M	02/01/24-04/30/24	\$32,400.00	\$32,400.00	\$32,400.00	
1/12/2024		McMullen	EG	RTC	M	02/01/24-04/30/24	\$32,400.00	\$32,400.00	\$32,400.00	
1/12/2024		Thompson	RML	RTC	M	01/16/24-04/30/24	\$38,520.00	\$38,520.00	\$38,520.00	
1/12/2024		Combs	AC	CB	M	02/01/24-06/30/24	\$3,510.00	\$3,510.00	\$3,510.00	
Total DSS							\$967,543.87	\$967,543.87	\$967,543.87	

Agency: PWCS

FAPT Date	Case Manager	Client's Initials	Type Svcs*	Eligibility	Ser. Dates (start - end)	CM Request	FAPT Recommended	CPMT Approved	Comments
11/17/2023	Rojas	ID	CB	FCP	11/20/23-05/31/24	\$9,450.00	\$9,450.00	\$9,450.00	
11/17/2023	Danner	CMV	CB	NM	12/01/23-05/31/24	\$11,125.00	\$11,125.00	\$11,125.00	
11/28/2023	Raymo	MC	CB	FCP	12/01/23-04/30/24	\$7,700.00	\$7,700.00	\$7,700.00	
11/28/2023	Naples	EM	CB	NM	12/01/23-05/31/24	\$8,652.00	\$8,652.00	\$8,652.00	
11/28/2023	Naples	DR	CB	NM	12/01/23-05/31/24	\$3,750.00	\$3,750.00	\$3,750.00	
11/28/2023	Naples	ER	CB	NM	12/01/23-05/31/24	\$15,235.00	\$15,235.00	\$15,235.00	
11/28/2023	Raymo	ARM	CB	NM	12/01/23-05/31/24	\$2,400.00	\$2,400.00	\$2,400.00	
11/29/2023	Orr	JF	CB	NM	12/01/23-05/31/24	\$5,940.00	\$5,940.00	\$5,940.00	
11/29/2023	Orr	ACP	CB	NM	12/01/23-05/31/24	\$41,206.00	\$41,206.00	\$41,206.00	
12/1/2023	Danner	RN	CB	FCP	12/04/23-05/31/24	\$11,125.00	\$11,125.00	\$11,125.00	
12/1/2023	Danner	RN	CB	NM	12/04/23-05/31/24	\$3,645.00	\$3,645.00	\$3,645.00	
12/1/2023	Raymo	MG	CB	FCP	12/06/23-05/31/24	\$16,200.00	\$16,200.00	\$16,200.00	
12/5/2023	Danner	JA	CB	NM	01/01/24-06/30/24	\$15,471.00	\$15,471.00	\$15,471.00	
12/5/2023	Naples	AW	CB	FCP	01/01/24-06/30/24	\$23,790.00	\$23,790.00	\$23,790.00	
12/6/2023	Orr	CRL	CB	NM	01/01/24-06/30/24	\$29,416.40	\$29,416.40	\$29,416.40	
12/6/2023	Orr	AS	CB	FCP	12/16/23-06/30/24	\$17,040.00	\$17,040.00	\$17,040.00	
12/8/2023	Orr	RH	CB	FCP	12/18/23-06/30/24	\$33,068.00	\$33,068.00	\$33,068.00	
12/8/2023	Orr	DGR	CB	FCP	01/01/24-06/30/24	\$9,075.00	\$9,075.00	\$9,075.00	
12/8/2023	Danner	CRL	RTC	IEP	01/01/24-06/30/24	\$66,844.00	\$66,844.00	\$66,844.00	
12/8/2023	Danner	BL	CB	FCP	01/01/23-06/30/24	\$23,364.00	\$23,364.00	\$23,364.00	
12/8/2023	Naples	EJ	CB	NM	01/01/24-06/30/24	\$9,750.00	\$9,750.00	\$9,750.00	
12/8/2023	Rojas	SB	CB	FCP	12/15/23-06/30/24	\$18,987.50	\$18,987.50	\$18,987.50	
12/12/2023	Abramson	KVL	CB	NM	12/15/23-06/30/24	\$32,976.40	\$32,976.40	\$32,976.40	
12/12/2023	Raymo	KH	CB	FCP	01/01/24-06/30/24	\$16,560.00	\$16,560.00	\$16,560.00	
12/12/2023	Abramson	AD	CB	FCP	01/01/24-06/30/24	\$18,460.00	\$18,460.00	\$18,460.00	
1/3/2024	Naples	NB	CB	NM	08/01/23-01/31/24	\$6,800.00	\$6,800.00	\$6,800.00	Revision Request
1/4/2024	Naples	NB	CB	FCP	08/01/23-01/31/24	\$6,800.00	\$6,800.00	\$6,800.00	Revision Request
1/5/2023	Danner	RN	CB	NM	12/04/23-05/31/24	\$950.00	\$950.00	\$950.00	Revision Request
1/5/2023	Danner	RN	CB	NM	01/05/23-03/30/23	\$950.00	\$950.00	\$950.00	Revision Request
1/9/2024	Naples	JJ	CB	FCP	01/11/24-06/30/24	\$62,625.00	\$62,625.00	\$62,625.00	
1/9/2024	Naples	GH	CB	NM	01/11/24-06/30/24	\$29,125.00	\$29,125.00	\$29,125.00	
1/8/2024	Orr	ACP	CB	NM	01/08/24-05/31/24	\$400.00	\$400.00	\$400.00	Revision Request
1/10/2024	Abramson	KVL	CB	NM	12/15/23-06/30/24	\$1,658.00	\$1,658.00	\$1,658.00	Revision Request
1/10/2024	Naples	JB	CB	NM	02/01/24-06/30/24	\$42,730.00	\$42,730.00	\$42,730.00	
1/12/2024	Raymo	CT	CB	NM	01/16/24-06/30/24	\$17,954.00	\$17,954.00	\$17,954.00	
1/12/2024	Danner	CS	CB	NM	01/16/24-06/30/24	\$6,854.00	\$6,854.00	\$6,854.00	
Total PWCS						\$628,076.30	\$628,076.30	\$628,076.30	

Grand Total \$2,599,443.48 \$2,599,443.48 \$2,599,443.48

CPMT Chair - Courtney Tierney


Signature: 
 Date: 

Agency: PWCS, IEP-driven private day placements

Date	Case Man.	Client's Initials	Type Svcs	Eligibility	Ser. Dates (start - end)	CM Request	CPMT Approved	Comments
11/1/23	CCS	KA	IEP	mand	11/1/23-6/30/24	\$14,954.19	\$14,954.19	Rate Increase
11/1/23	CCS	MB	IEP	mand	11/1/23-6/30/24	\$14,882.86	\$14,882.86	Rate Increase
11/1/23	CCS	JB	IEP	mand	11/1/23-6/30/24	\$14,948.70	\$14,948.70	Rate Increase
11/1/23	CCS	AF	IEP	mand	11/1/23-6/30/24	\$15,066.68	\$15,066.68	Rate Increase
11/1/23	CCS	BG	IEP	mand	11/1/23-6/30/24	\$14,518.04	\$14,518.04	Rate Increase
11/1/23	CCS	ZG	IEP	mand	11/1/23-6/30/24	\$15,140.71	\$15,140.71	Rate Increase
11/1/23	CCS	MSG	IEP	mand	11/1/23-6/30/24	\$14,882.86	\$14,882.86	Rate Increase
11/1/23	CCS	KH	IEP	mand	11/1/23-6/30/24	\$14,325.95	\$14,325.95	Rate Increase
11/1/23	CCS	GID	IEP	mand	11/1/23-6/30/24	\$14,076.23	\$14,076.23	Rate Increase
11/1/23	CCS	BK	IEP	mand	11/1/23-6/30/24	\$14,748.42	\$14,748.42	Rate Increase
11/1/23	CCS	SK	IEP	mand	11/1/23-6/30/24	\$14,531.70	\$14,531.70	Rate Increase
11/1/23	CCS	AM	IEP	mand	11/1/23-6/30/24	\$15,211.70	\$15,211.70	Rate Increase
11/1/23	CCS	JP	IEP	mand	11/1/23-6/30/24	\$14,581.08	\$14,581.08	Rate Increase
11/1/23	CCS	OQ	IEP	mand	11/1/23-6/30/24	\$13,293.46	\$13,293.46	Rate Increase
11/1/23	CCS	MT	IEP	mand	11/1/23-6/30/24	\$14,575.10	\$14,575.10	Rate Increase
11/1/23	CCS	GJ	IEP	mand	11/1/23-6/30/24	\$15,140.71	\$15,140.71	Rate Increase
11/1/23	CCS	KN	IEP	mand	11/1/23-6/30/24	\$14,748.42	\$14,748.42	Rate Increase
11/1/23	CCS	CW	IEP	mand	11/1/23-6/30/24	\$15,066.68	\$15,066.68	Rate Increase
8/21/23	CCS	LR	IEP	mand	8/21/23-6/30/24	\$63,000.00	\$63,000.00	
8/21/23	CCS	AO	IEP	mand	8/21/23-6/30/24	\$60,840.00	\$60,840.00	
8/22/23	CCS	AK	IEP	mand	8/22/23-6/30/24	\$68,027.63	\$68,027.63	
9/18/23	CCS	MK	IEP	mand	9/18/23-6/30/24	\$102,525.00	\$102,525.00	
8/31/23	CCS	DRR	IEP	mand	8/31/23-6/30/24	\$97,076.60	\$97,076.60	
8/25/23	CCS	WS	IEP	mand	8/25/23-6/30/24	\$77,320.00	\$77,320.00	
8/9/23	CCS	BA	IEP	mand	8/9/23-6/30/24	\$85,362.60	\$85,362.60	
9/13/23	CCS	EO	IEP	mand	9/13/23-6/30/24	\$75,641.60	\$75,641.60	
9/1/23	CCS	GB	IEP	mand	9/1/23-6/30/24	\$51,300.00	\$51,300.00	
9/1/23	CCS	KH	IEP	mand	9/1/23-6/30/24	\$51,300.00	\$51,300.00	
9/1/23	CCS	KM	IEP	mand	9/1/23-6/30/24	\$51,300.00	\$51,300.00	
9/5/23	CCS	PB	IEP	mand	9/5/23-6/30/24	\$81,403.42	\$81,403.42	
9/5/23	CCS	JP	IEP	mand	9/5/23-6/30/24	\$56,084.00	\$56,084.00	
9/5/23	CCS	AP	IEP	mand	9/5/23-6/30/24	\$77,259.62	\$77,259.62	
9/5/23	CCS	PTK	IEP	mand	9/5/23-10/3/23	\$19,941.00	\$19,941.00	
9/5/23	CCS	IW	IEP	mand	9/5/23-6/30/24	\$77,259.63	\$77,259.63	
8/31/23	CCS	CV	IEP	mand	8/31/23-6/30/24	\$75,570.80	\$75,570.80	
10/10/23	CCS	DD	IEP	mand	10/10/23-6/30/24	\$73,449.00	\$73,449.00	
10/23/23	CCS	LHW	IEP	mand	10/23/23-6/30/24	\$61,057.20	\$61,057.20	
1/8/24	CCS	HI	IEP	mand	1/8/24-6/30/24	\$5,460.00	\$5,460.00	more PT, OT
11/27/23	CCS	DR	IEP	mand	11/27/23-6/30/24	\$41,716.00	\$41,716.00	
10/16/23	CCS	AL	IEP	mand	10/16/23-6/30/24	\$65,243.74	\$65,243.74	

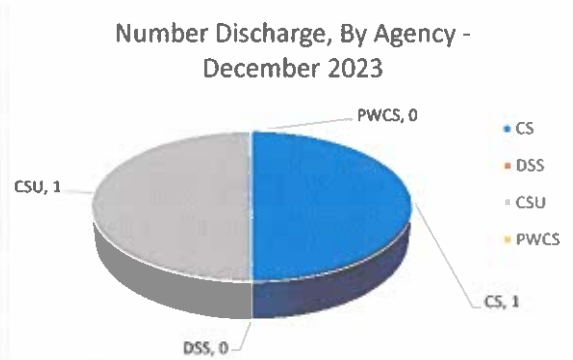
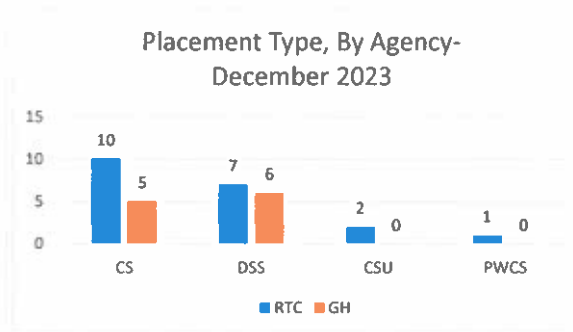
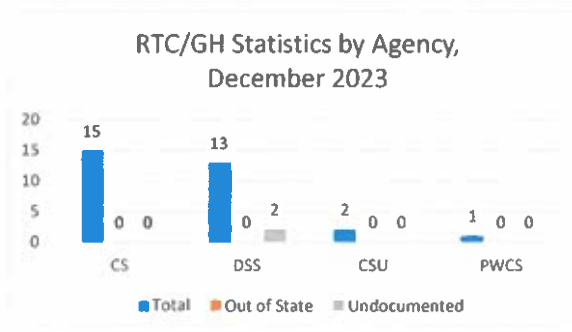
TOTALS \$1,682,831.33 \$1,682,831.33

CPMT Chair - Courtney Tierney

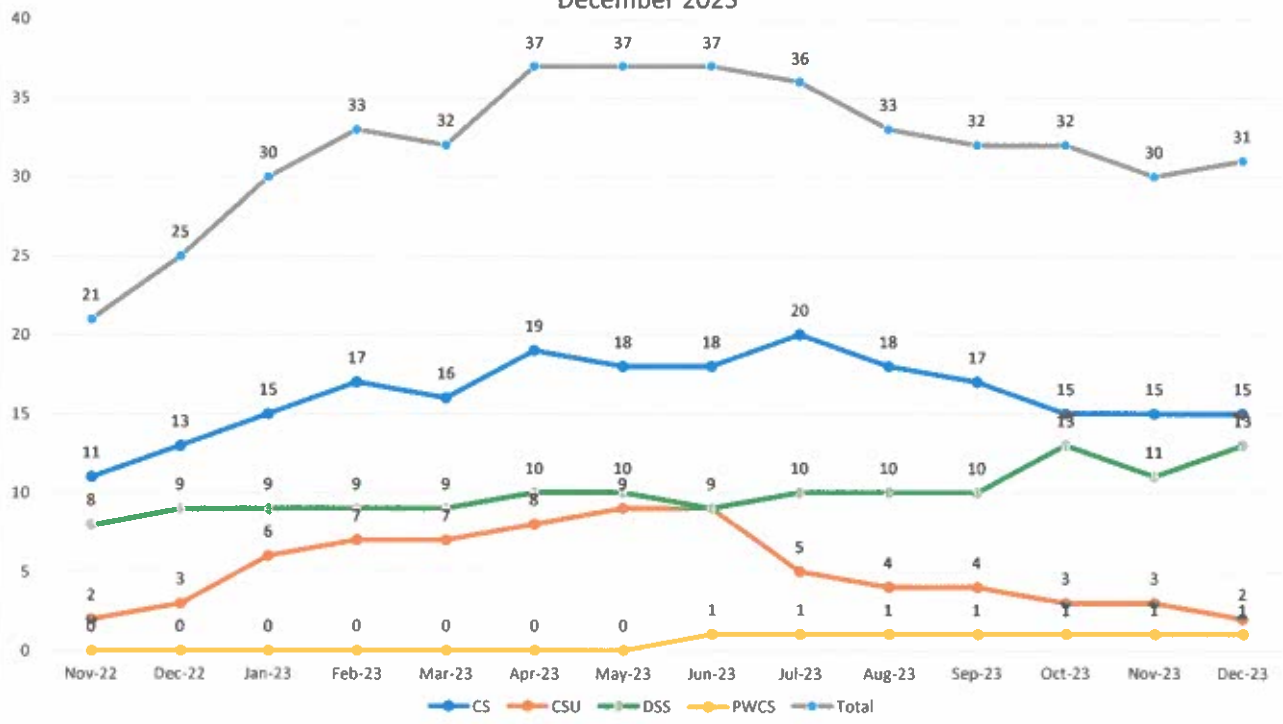
Signature: 

Date: Jan. 18, 2024

Residential Treatment Center Status
RTC/GH Total: 31 (12/31/2023)

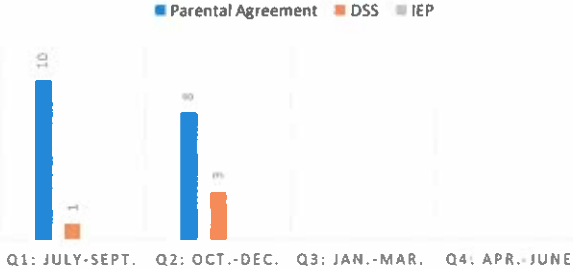


Monthly Residential Count
December 2023

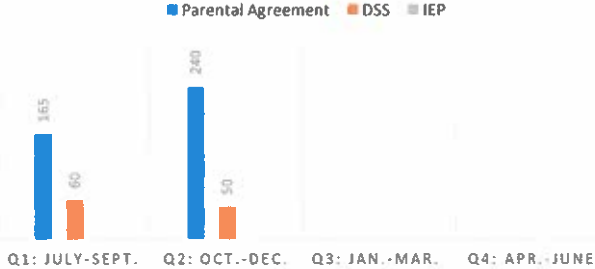


FY24 Quarterly RTC Report: Oct. 2023-Dec. 2023

**FY24 NUMBER OF DISCHARGES,
BY PLACEMENT TYPE**

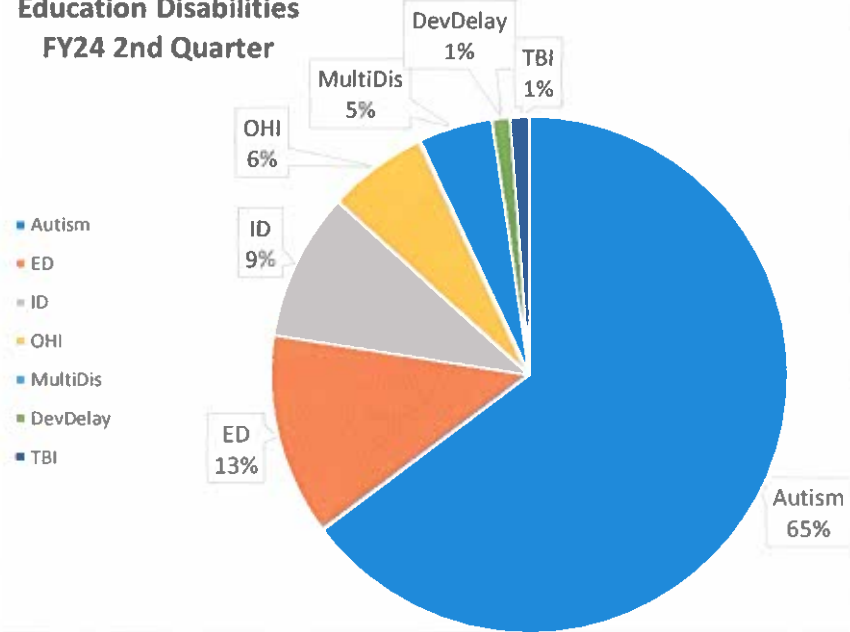


**FY24 LENGTH OF STAY, IN DAYS,
BY PLACEMENT TYPE**



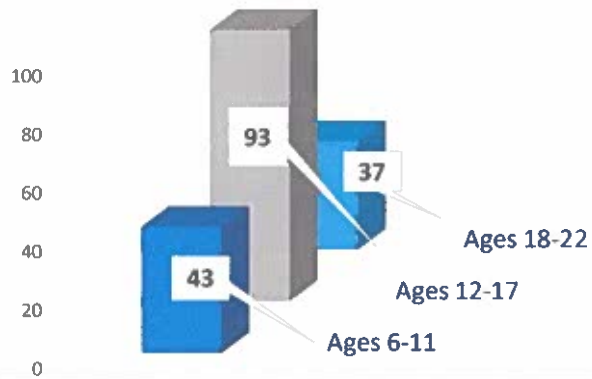
Percentages of Student Education Disabilities
FY24 2nd Quarter

Disability Type	##
Autism	112
ED	22
ID	16
OHI	11
MultiDis	8
DevDelay	2
TBI	2
total	173



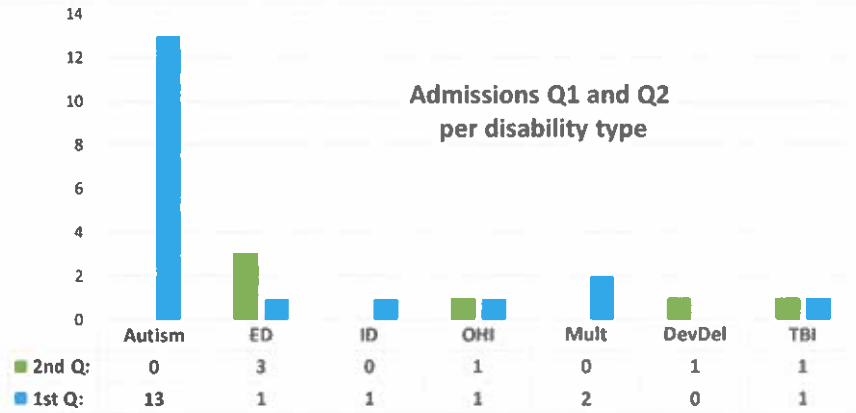
Population of Student Age Groups

Ages 6-11	43
Ages 12-17	93
Ages 18-22	37
total	173



Disability Type/Admissions per quarter:

Disability Type	2nd Q:	1st Q:
Autism	0	13
ED	3	1
ID	0	1
OHI	1	1
Mult	0	2
DevDel	1	0
TBI	1	1
total	6	19



Exits per quarter:	2nd Q	1st Q
Moved from PWC	2	4
Completed	1	1
Went to Residential	0	1
total	3	6

