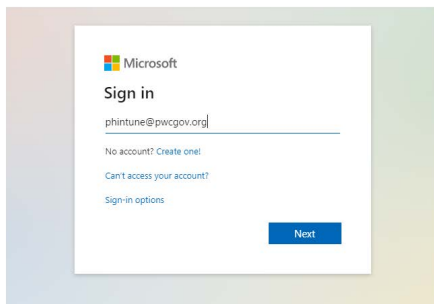
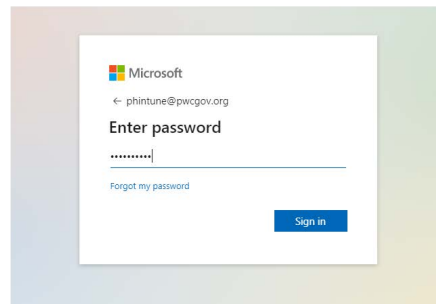


HOW TO REGISTER YOUR DUO MULTI-FACTOR AUTHENTICATION

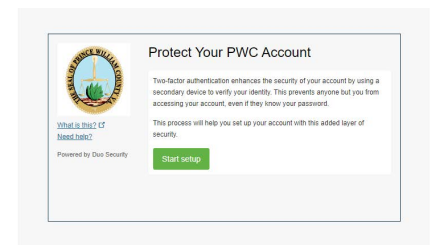
DoIT has implemented an important security enhancement that will change the way in which you login to County devices and applications, such as Microsoft 365. It is called Multi-Factor Authentication (MFA), and the county is going to use the product DUO to deliver this critical security improvement. The following steps will walk you through the registration process.



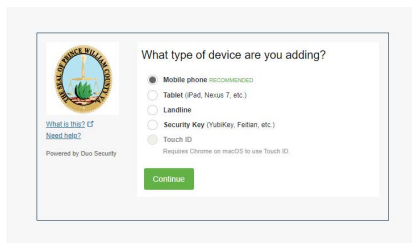
1. Go to Office365.com.
2. Enter your County email address.



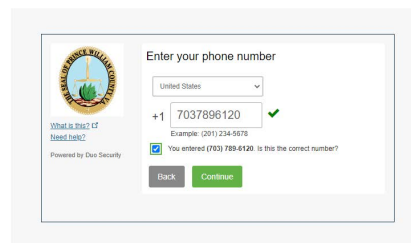
3. Enter your county password.



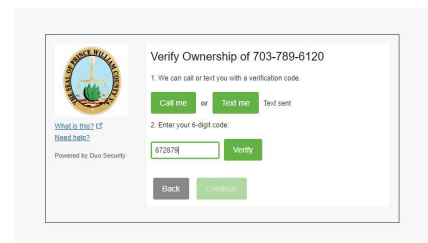
4. You will be prompted to protect your PWC account. Click on "Start setup".



5. Select the type of device you are adding. (The recommended device would be mobile phone)



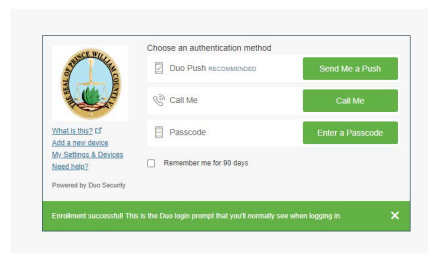
6. Enter your phone number, verify the number and select "Continue".



7. Select the "Text me" option to verify ownership of your number, and type in 6-digit code from your text message.



8. Select "Continue to Login".



9. Select "Send Me a Push" and you will be granted access to your account.



You have successfully registered your DUO MFA account.