

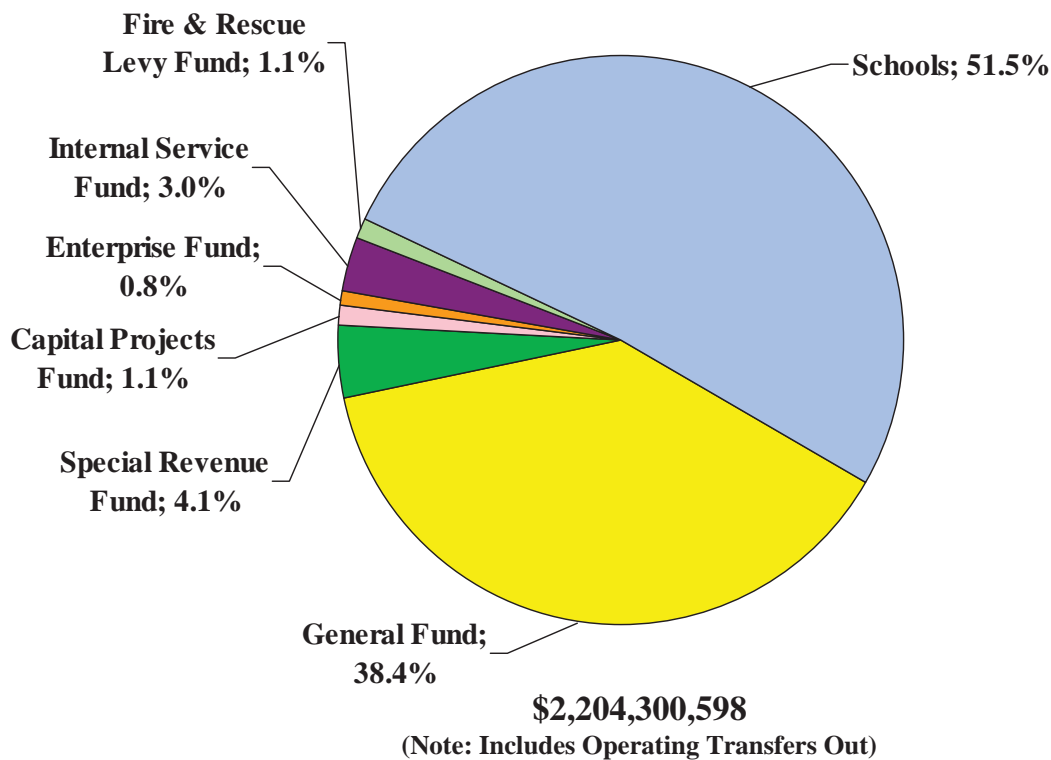
All Funds Expenditure Budget and General Fund Expenditures

The total FY 10 Adopted All Funds budget is \$2.204 billion as shown below. This is a decrease of 5.83% from the FY 09 Adopted Total.

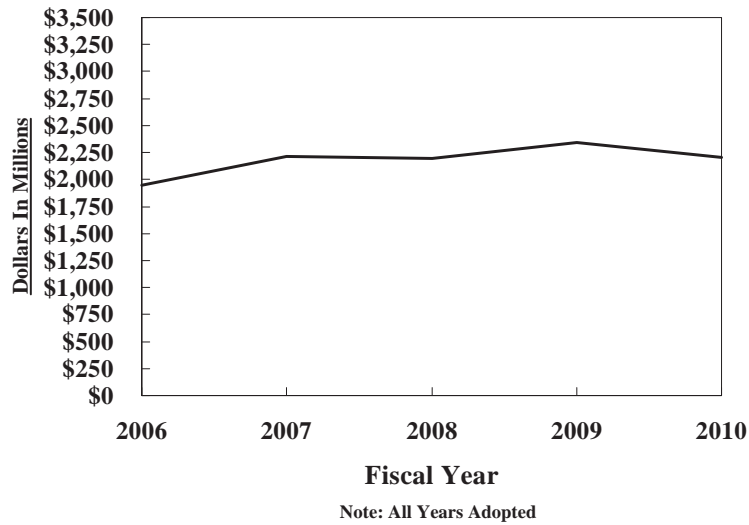
All Funds Expenditure Summary

Funding Area	FY 06 Adopted Budget	FY 07 Adopted Budget	FY 08 Adopted Budget	FY 09 Adopted Budget	FY 10 Adopted Budget	% Change 09 To 10 Adopted
General Fund	\$765,242,298	\$857,264,992	\$860,611,261	\$893,923,943	\$845,270,906	-5.44%
Special Revenue Fund	\$64,400,922	\$70,579,876	\$74,289,799	\$94,073,890	\$91,442,271	-2.80%
Capital Projects Fund	\$108,556,646	\$68,411,017	\$54,428,450	\$70,127,588	\$25,051,302	-64.28%
Enterprise Fund	\$21,508,732	\$14,412,172	\$17,151,728	\$17,839,070	\$16,569,928	-7.11%
Internal Service Fund	\$50,664,684	\$56,016,321	\$60,774,314	\$61,522,950	\$66,827,351	8.62%
Fire & Rescue Levy Fund	\$24,101,119	\$28,493,503	\$26,948,237	\$28,407,455	\$23,344,302	-17.82%
Schools	\$915,516,154	\$1,118,696,340	\$1,104,415,824	\$1,174,770,049	\$1,135,794,538	-3.32%
Total All Funds	\$1,949,990,555	\$2,213,874,221	\$2,198,619,613	\$2,340,664,945	\$2,204,300,598	-5.83%

FY 10 Total County Budget By Fund Areas



All Funds Expenditure Budget History

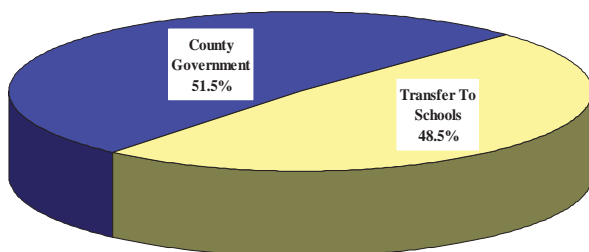


General Fund Expenditures

Funding Area	FY 09 Adopted	FY 10 Adopted	Dollar Change	Percent Change
County Government	\$460,229,660	\$437,437,201	(\$22,792,459)	-4.95%
Transfer To Schools	\$433,694,283	\$407,833,705	(\$25,860,578)	-5.96%
Total General Fund	\$893,923,943	\$845,270,906	(\$48,653,037)	-5.44%

The two major components of General Fund expenditures are the Prince William County Government and the local share of the Prince William County Schools System's budget. Shown below are the expenditure levels adopted for FY 09 and adopted for FY 10 for those two areas.

Fiscal Year 2009 Adopted General Fund Budget



Fiscal Year 2010 Adopted General Fund Budget

