

VIRGINIA COOPERATIVE EXTENSION



PRINCE WILLIAM COUNTY

Situation Analysis - 2008

Pre-Analysis

Unit Profile

Prince William County is located in Northern Virginia approximately 35 miles southwest of Washington, DC. It is bounded on the north by Fairfax and Loudoun Counties, on the east by the Potomac River (Maryland), on the south by Stafford County and on the west by Fauquier County.

Prince William County encompasses a total area of approximately 348 square miles (222,615 acres) and a total land area of 338 square miles. Prince William County includes within its boundaries the independent cities of Manassas and Manassas Park. The combined area of Prince William County and the independent cities is approximately 360 square miles (230,594 acres). Federal land accounts for approximately 41,500 acres or 18.6% of the total area, and includes Quantico Marine Corps Base, Manassas National Battlefield Park and Prince William Forest Park. Prince William County includes four incorporated towns and fourteen census designated places (CDPs), that are unincorporated population centers designated by the U.S. Census Bureau for data collection purposes.

While the results of the 2010 U.S. Census are about two years away, some important demographic trends are emerging in Northern Virginia which may be in response to the impacts of home foreclosures, the financial meltdown, unpredictable fuel costs and immigration enforcement dynamics. Northern Virginia may be experiencing what has been called a "demographic inversion" which describes a trend of migration from the outer suburbs to the inner suburbs, more urban suburbs and changes in cities.

In a presentation to the Northern Virginia Regional Commission recently, Ken Billingsley, NVRC's Director of Information and Demographic Services, said changes in metropolitan migration and settlement patterns are rearranging populations in different and more complex ways. Decades ago, residential development growth was centered in the inner-ring suburbs of Northern Virginia and later Fairfax County. During the past seven years, 75 percent of the net population increase has been along the outer-rim in Prince William and Loudoun counties and in Manassas and Manassas Park.



Based on latest estimates from the Center for Public Service, during the first seven years of this decade Northern Virginia's population has grown by 268,000 or approximately 38,000 people per year. Since population growth is slowing, Billingsley predicted the decennial Census count would be close to that recorded during the 1980s and 1990s, meaning three decades in a row with roughly the same net population increase — 350,000 to 370,000 – almost the same number of people living in Prince William County today. “What makes this dramatically different from past historical cycles of metropolitan growth and decentralization is the rapid transition in the racial and ethnic makeup of the population,” he said.

In the United States last year, Hispanics accounted for about half of the nation's population increase. Eighty percent of the population growth is in what is generally called the minority population, Billingsley said. “And it won't be long until all new population growth will come from these groups.”

In Northern Virginia, recent population growth is coming from these groups:

- Hispanics 36%
- Asians 28%
- Non-Hispanic Whites 18%
- African Americans 14%
- Other 4%

About five years ago, the nation was projected to become “majority-minority” by 2050. With the newest Census projections, the date has been moved up eight years to 2042.

The nation's school-age population, now 42 percent minority, will reach the “majority-minority” threshold by 2024. In Northern Virginia, the school-age population is about 44 percent minority; enrollment in public schools crossed the “majority-minority” threshold two years ago with Fairfax County leading the way.

The most dramatic indication of the demographic inversion in Northern Virginia is the movement of tens of thousands of immigrants and minorities to the outer suburbs, reversing a settlement pattern that had characterized suburbia for half century, Billingsley said. In 1980, Prince William County was 90 percent white; by 1990, the figure had dropped to 80 percent. According to the latest (2007) Census estimates, Prince William County is 2 percentage points away from becoming majority-minority with 48 percent minority, the second highest in the region behind only Manassas Park. During the past seven years, when Prince William County experienced the largest growth spurt in its history increasing by more than 80,000 people, 94 of every 100 new residents were a person of color — Hispanic, African-American, or Asian.

In the last Census, foreign born in Northern Virginia comprised 1 of every 5 residents. Based on the latest American Survey estimates, the figure has risen to 1 of every 4 Northern Virginians. Billingsley noted that the population shift and the demographic inversion are inextricably linked, with the predominantly minority families now finding the inner suburbs too expensive while non-Hispanic whites are returning to the cities and inner suburbs as they downsize their living spaces and look for urban amenities.

Source: News Release: New Demographic Trends Seen In Northern Virginia Population Shifts, November 13, 2008, Northern Virginia Regional Commission

CHARTS AND GRAPHS

Population

The current estimated population of Prince William County is 389,052 persons (as of September 15, 2008), which is approximately 1,151 persons per square mile of land area. The County population has grown by 108,239 persons (38.5%) since 2000 when the population was 280,813 persons. The average annual increase since 2000 is approximately 12,804 persons and the average annual growth rate is 3.93%.

Population, Prince William County Population, City of Manassas Population, City of Manassas Park

Location	1980	1990	2000	Current	
Prince William County	144,703	215,686	280,813	389,052	As of September 15, 2008
Manassas City	15,438	27,957	35,135	36,528	As of July 1, 2007
Manassas Park City	6,524	6,734	10,290	13,950	As of July 1, 2007
Total	166,665	250,377	326,238	439,530	
Growth		83,712	75,861	113,292	
% Growth		50.2%	30.3%	34.7%	

Location	1980	1990	2000	Current	
Prince William County	144,703	215,686	280,813	389,052	As of September 15, 2008
Growth		70,983	65,127	108,239	
% Growth		49.1%	30.2%	38.5%	
Manassas City	15,438	27,957	35,135	36,528	As of July 1, 2007
Growth		12,519	7,178	1,393	
% Growth		81.1%	25.7%	39.6%	
Manassas Park City	6,524	6,734	10,290	13,950	As of July 1, 2007
Growth		210	3,556	3,660	
% Growth		32.2%	52.8%	35.6%	

Source for "Current" – Prince William County Standard Data Set – PWC Office of Information Technology PWC, Weldon Cooper Center for Public Service, University of Virginia, 2006 Provisional Estimates

Population Projections

The current estimated population of Prince William County is 389,052 persons (as of September 15, 2008), which is approximately 1,151 persons per square mile of land area. The County population has grown by 108,239 persons (38.5%) since 2000 when the population was 280,813 persons. The average annual increase since 2000 is approximately 12,804 persons and the average annual growth rate is 3.93%.

The County is projected to grow to 555,012 persons by 2030.

1990 Population (actual)	215,686
2000 Population (actual)	280,813
September 15, 2008 population (estimate)	389,052
2010 population (forecast)	415,763
2015 population (forecast)	463,343
2020 population (forecast)	491,456
2025 population (forecast)	523,668
2030 population (forecast)	555,012

Sources:

1990 and 2000 figures: U.S. Department of Commerce, Bureau of the Census, 1990 Census of Population and Housing and Census 20()O. 2005 estimate: Prince William County Office of Information Technology. 2010-2030 forecasts: Metropolitan Washington Council of Governments (MWCOC) Round 7.1 Cooperative Forecasts, approved March 2007 (Technical Update May 7, 2007)

Other Demographics

Results from the Census Bureau's 2007 American Community Survey indicated that 59,7% of the County's population was white, 19,7% was African American, 7,1 % was Asian or Pacific Islander, 0.2% was American Indian & Alaska Native, 10.3% were of other races, and 3.0% were of two or more races. Approximately 19.2% of the population was of Hispanic Origin (any race).

RACE AND ETHNICITY

		1990	2000	2007
		% of Total	% of Total	% of Total
Reporting One Race				
	White	83.3%	68.9%	59.7%
	Black/African American	11.6%	18.8%	19.7%
	Am. Indian/Alaskan Native	0.3%	0.4%	0.2%
	Asian/Pacific Islander	3.0%	3.9%	7.1%
	Other	1.7%	4.3%	10.3%
Reporting Two or More Races				
		N/A	3.60%	3.00%
ETHNICITY				
	Hispanic Origin (any race)	4.50%	9.70%	18.20%
	Non-Hispanic Origin (any race)	95.50%	90.30%	80.90%

Sources: U.S. Bureau of the Census, 1990 Census of Population and Housing, STF1A; Census 2000 Summary File 1; 2007 American Community Survey .**Notes:** • Hispanic population is an ethnic designation, not a race designation. Persons of Hispanic origin may be of any race. • Percentages may not add to 100 due to rounding.

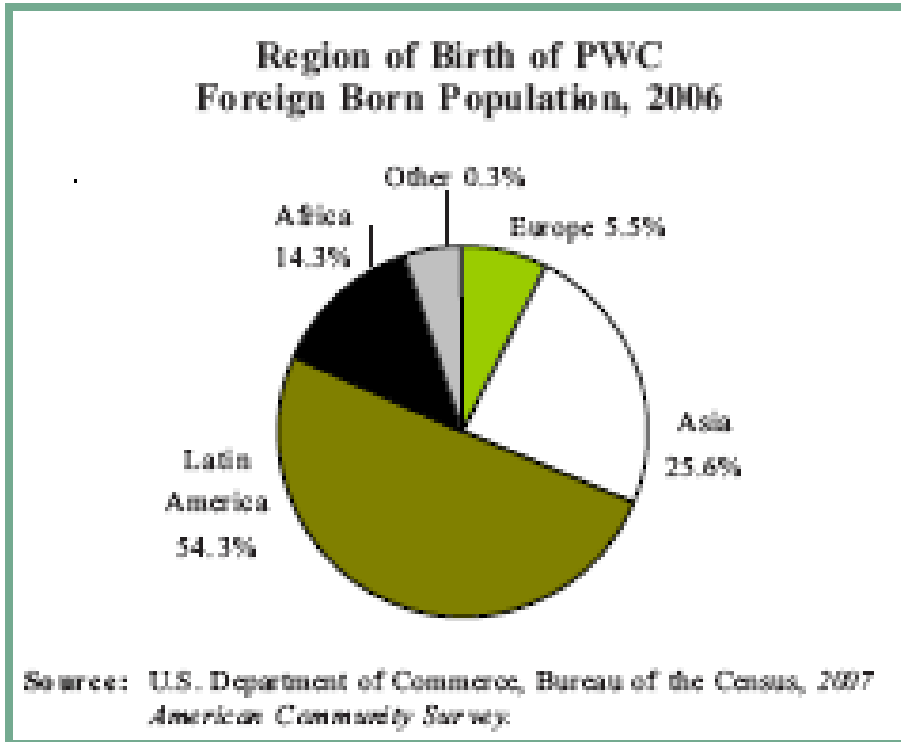
Birth Place and Citizenship

The percentage of the County's population that was born outside of the U.S, rose significantly during the 1990's and continues to rise significantly in the 2000's. The 2007 American Community Survey indicated that 21.2% of Prince William County's population was foreign-born in 2007, compared to 6.2% of the population in 1990. As can be seen in the pie chart below, the largest proportion of foreign-born residents is from Latin America.

Birth Place and Citizenship 2006

Native to U.S.....78.8%
Foreign born.....21.2%
Naturalized citizen.....7.9 %
Not a citizen.....13.3 %

Source: U.S. Department of Commerce, Bureau of the Census, 2007 American Community Survey.



Language Spoken at Home, 2007
Ages 5 years and older

English.....71.1 %
Spanish.....17.5 %
Other Indo-European languages.....4.3%
Asian/Pacific Island languages.....3.7%
Other 3.5%

Source: U.S. Department of Commerce, Bureau of the Census, 2007 American Community Survey.

Assessed Housing Value

Year	Single Family & Duplex	Townhouses	Condominiums	All Residential
1990	\$147,268	\$102,852	\$73,091	\$132,720
1991	143,519	101,706	70,613	129,715
1992	141,579	101,781	75,328	127,840
1993	141,319	98,995	74,996	125,901
1994	144,979	97,400	73,261	127,447
1995	146,752	96,179	66,148	128,073
1996	147,836	97,399	72,307	128,700
1997	149,867	97,802	72,319	129,831
1998	153,564	98,953	73,416	132,435
1999	160,347	99,785	73,264	136,841
2000	170,719	103,867	74,778	144,979
2001	189,567	112,962	78,672	160,116
2002	224,474	133,259	91,495	189,946
2003	263,961	161,247	110,323	225,149
2004	309,307	195,017	133,597	266,502
2005	381,548	251,764	182,287	333,510
2006	487,255	330,359	257,384	429,745
2007	\$468,079	\$318,980	\$260,084	\$413,870

Source: PWC Department of Finance, Office of Real Estate Assessments: 2007 Annual Report

Notes: • Each annual average includes all housing existing on January 1 of that year, but it does not include tax-exempt properties, vacant lots, residences on commercial or agricultural land, or houses that were partially complete as of January 1 of that year.

Median Household Income

1989	\$49,370
1999	\$65,960
2007	\$87,243

Source: U.S. Bureau of the Census, 1990 Census of Population and Housing, STF 3A; Census 2000 Summary File 3; 2007 American Community Survey.

Age & Gender

The median age of the population is 32.5 years. Reflecting similar nationwide trends, Prince William County's population has aged slightly over the last decade. In 1990, the County's median age was 29.1 years. The 2007 American Community Survey also indicated that 49.8% of the County's population is male and 50.2% is female.

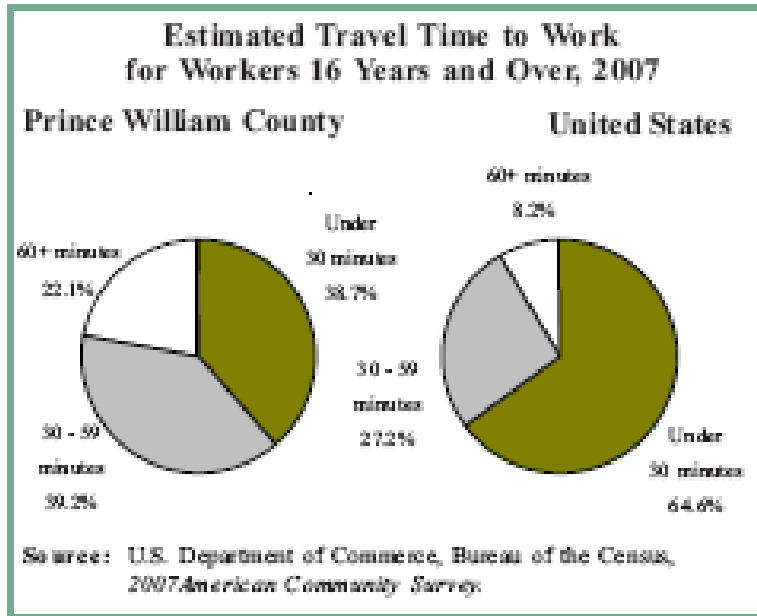
	1990	2000	2007
Under 18 years	30.5%	30.4%	29.6%
18-64 years	66.4%	64.8%	64.3%
65+ years	3.0%	4.8%	6.1%

Source: U.S. Department of Commerce, Bureau of the Census, 1990 Census of Population and Housing, STF 1A; Census 2000 Summary File 1 (SF1); 2007 American Community Survey.

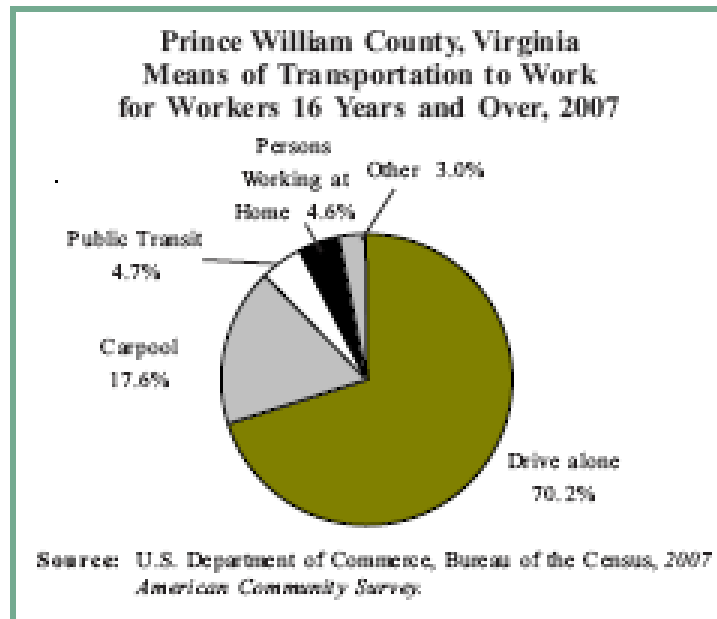
Note: Percentages may not add to 100 due to rounding. Geographic Size of County

Journey to Work

Results from the Census Bureau's 2007 American Community Survey indicate that 22.1% of all workers in Prince William County travel 60 or more minutes one way to work - more than twice the national average 018.2%. The 2007 American Community Survey indicated that the average travel time to work for County commuters was 37.1 minutes. This is up from 36.9 and 36.0 minutes in 2000 and 1990 respectively.



The 2007 American Community Survey also indicated that 70.2% of Prince William County's workers drive to work alone. About 17.6% carpool to work, which is down from 18.8% in 2000. About 4.7% use public transportation, which is slightly lower than the national average of 4.9% and slightly higher than the Virginia average 013.8%.



2004 Priority Issues

There were fourteen priority issues identified in the 2004 Situation Analysis. The following paragraphs review those issues and the actions taken by the Prince William Unit of Virginia Cooperative Extension.

Priority 1 Affordable Housing:

The Prince William office of VCE continues to partner with various agencies to offer financial education, home buying seminars, mortgage default counseling, housing fairs and other activities to educate citizens about home buying and home owning. However because of the foreclosure crisis in Prince William, VCE is focusing heavily on mortgage default counseling.

Priority 2 Transportation – Roads/Traffic:

This issue is outside the scope of VCE to address.

Priority 3 Transportation – Mass/Public:

This issue is outside the scope of VCE to address.

Priority 4 Diversity/Cultural Awareness:

VCE is committed to providing services to diverse audiences and accommodating the needs of new audiences. However, without additional resources we continue to be limited in how we can provide our literature, workshops and educational offerings in other than the English language. As our funding streams are contracted, this issue will only grow.

Priority 5 Services to Youth:

VCE, through the 4-H Youth Development program, provides services to youth through 4-H clubs, camps and special interest programs. However, the staff resources are not sufficient to meet the huge demand. Traditionally, volunteers have served as the primary deliverers of 4-H program. It is becoming increasingly more difficult to find volunteers who will make multi-year commitments or who will provide leadership to large scale programs. 4-H staff and volunteers are also providing programming for schools and other special audiences.

Priority 6 Family Financial Management:

VCE in Prince William continues to be the lead agency in providing services to families who need help with financial education. Services we offer include classes, individual counseling, collaborations with other agencies and public information campaigns. We are a HUD certified counseling agency. Because of the foreclosure crisis staff members are focusing on mortgage default counseling. As with our other programs, there is much more demand for services than we are able to provide.

Priority 7 Education:

This issue is outside the scope of VCE to address. VCE continues to collaborate with public schools, especially in the 4-H Youth Development and Parenting programs, however, we do not have a direct role in educational policy making.

Priority 8 Human Services:

VCE actively continues to collaborate with other human service agencies in the county to deliver programs to individuals who would benefit from education in order to improve their circumstances. We have strong relationships with the Department of Social Services and the Office of Housing and Community Development, with whom we share programs and clients.

Priority 9 Gang Activity:

VCE continues to provide parent education to youth and parents with the aim of creating safe and stable families, free of violence and criminal activity. Through the 4-H program, we provide alternative activities for youth who seek engagement.

Priority 10 Efficient/Effective Government:

This issue is outside the scope of VCE.

Priority 11 Services for Elderly:

VCE continues to serve the elderly population, primarily through the Financial Education, Nutrition and Environment and Natural Resource programs. As the audience size increases, and the population shifts from the “young” elderly to the “aged,” we will need to identify additional ways to serve this population.

Priority 12 Parenting:

Cooperative Extension continues to provide leadership to many of the parent education programs in Prince William County. They partner with other public and private agencies including the public schools, Social Services, Court Services and Community Services Board. All of the program resources we use are either locally developed or secured from outside the Cooperative Extension system.

Priority 13 Nutrition:

VCE continues to provide strong leadership in the community in the area of nutrition, especially with low-income audiences. We collaborate with other agencies, such as the Health Department, shelters, food pantries, and faith-based organizations to identify families who would benefit from education.

Priority 14 Quality Development/Land Use:

VCE continues to collaborate with the Department of Public Works, as well as the Soil and Water Conservation District to provide education and expertise on land management. Of particular concern is maintaining water quality and controlling erosion in areas under development. Once communities have been established, we have a role in educating residents on community maintenance.

Conducting the Analysis

The staff of the Prince William office of VCE conducted an online survey to gather data from customers and community members. 217 residents participated in this survey. They identified five priority issues for residents in the county. After reviewing the numerical data, staff also looked at the anecdotal comments of the participants. This information was then mapped to the Prince William county strategic goals that were recently chosen by the Board of County Supervisors. The ELC was apprised of the update from the beginning. Results of the survey will be presented at the January 2009 meeting for their observations and inputs.

Report of Analysis Results

All five of the issues identified on the survey focused on family stability, quality of life, and health of the community. They include:

- Health & Wellness Across the Lifespan including chronic disease prevention
- Life Skills, Leadership Skills, and Citizenship Skills
- Parenting/Child Development
- Money Management and Homeownership
- Environmental Education

All of these issues were captured in 2004 but there has been a shift in focus in several areas. In the Nutrition program area the emphasis has moved to chronic disease prevention. In the area of youth development, the focus has shifted from Youth Services to Life, Leadership, and Citizenship Skills. In 2004, the issue was affordable housing, now the concern is the foreclosure crisis. The issue of gang and youth violence was a priority in 2004, while in 2008 the focus is on the family stress created by the economic downturn. In 2004, Prince William was still focused on quality land development and use. In 2008, constituents see a larger need for environmental education that includes green practices that are cost effective.

As a result of this review, staff is recommending to the ELC that the Prince William office of VCE continue with existing programming while focusing on ways to empower the community in this economic downturn. Because of the strong education base of VCE, there is still a valid need for our programs. With that in mind, VCE staff in Prince William will continue to work collaboratively with both public and private agencies to enhance existing services and to identify and implement where possible services that address newly identified needs.

2008 Situation Analysis – Five Top Priority Issues/Topics for Extension in Prince William County

Affordable Housing/Home Maintenance

As recognized by the Prince William Board of County Supervisors, the Prince William area housing market, consisting of Prince William County, the City of Manassas, and the City of Manassas Park has been significantly impacted by the current foreclosure crisis challenging our nation. Prince William County has the highest number of foreclosures in the state of Virginia. The significance of the housing problem can be illustrated through the following chart of foreclosures in the Prince William area:

YEAR	TOTAL	MONTHLY AVERAGE
2002	301	25.1
2003	160	13.3
2004	70	5.8
2005	52	4.3
2006	282	23.5
2007	3,344	278.7
2008	7,245	724.5 (10 months)

Once a neighborhood foreclosure cycle starts and prices are depressed, it becomes progressively harder for other households to sell their homes. Abandoned houses in neighborhoods invite mischief and blight. Research has shown that increased levels of foreclosure have the potential to cause declines in neighborhood property values and increases in neighborhood crime while putting an increased strain on municipal services and decreasing city revenues (Woodstock Institute, March 2008) – exactly what is happening in the Prince William area.

On September 26, 2008 the U.S. Department of Housing and Urban Development (HUD) announced an award of Neighborhood Stabilization Program funds to the Prince William Area (PWA) totaling \$4,134,612. HUD included the City of Manassas and City of Manassas Park in determining the allocation for the PWA. These funds must be used to acquire and redevelop foreclosed residential properties in defined targeted areas in the PWA. Each NSP assisted homebuyer must receive and complete at least eight hours of homebuyer counseling from a HUD approved housing counseling agency before obtaining a mortgage loan. The Prince William County Office of the Virginia Cooperative Extension is the HUD approved housing counseling agency that is to serve as the educational partner in the PWA NSP program.

In addition, PWC has initiated two other programs to address the foreclosure issue: Home Help and Home Help plus. The Home Help Program is designed to reduce the County's serious oversupply of homes for sale, including foreclosed properties, while making it possible for Prince William County employees, teachers and Park Authority employees to purchase a home in the County; thereby allowing County employees to live in the community in which they work and reducing the current supply of homes on the market. Each Home Help assisted homebuyer must receive and complete at least six hours of homebuyer counseling from VCE Prince William. Home Help Plus would provide a second loan for down payment and/or closing cost assistance for income qualified Home Help purchasers with household income below 80% Area Median Income and requires an additional two more hours of home buying counseling.

Chronic Disease/Health and Wellness

In the Survey completed by Prince William County residents in preparation for the Situation Analysis, Health and Wellness across the Lifespan including Chronic Disease Prevention was ranked second only after Money Management and Homeownership. Also in the question asking “what are the major issues confronting youth of Prince William County that can be addressed through educational programming?”, childhood obesity ranked after life skills, leadership skills, and citizenship skills, financial literacy, and violence and other risk prevention for youth.

Prevention and Management of Obesity is one of the most pressing global public health problems. In 2002 Virginia’s adult obesity rate was 24 percent, and another 35 percent of adults were overweight. Obesity is linked with most chronic diseases, including cardiovascular disease, diabetes, hypertension and some cancers. Childhood overweight is also increasingly dramatically with a resulting higher prevalence of diabetes in children.

On a community policy level, the nutrition extension agent is a member of the Prince William School Health Advisory Board, the Head Start Advisory Board, the Northern Virginia Health Kids Coalition, and the Healthy Greater Prince William Coalition.

Programming efforts in this area include:

- Childcare provider training to improve nutrition and physical activity
- Presentations at community groups including service organizations, churches, youth groups, and young families
- Support for SNAP Ed program assistants working with USDA FSNE participants
- Dining with Diabetes program to teach the importance of lifestyle to manage blood sugar control

Life Skills/Decision Making

Prince William County ELC through a community needs assessment identified life skills and decision-making skills development as a priority issue. The Prince William Extension Unit addresses this need in all programming areas, but most especially in the positive youth development programs of 4-H. Studies have found that the experiences young people have during early adolescence provide the foundation on which they develop their personalities and life skills. Early adolescence in a time of rapid change in young people, hence, this is often an excellent opportunity to make a positive impact upon their development. The issue of decision-making becomes increasingly important during adolescence because teens are developing greater autonomy and encountering more choices independent of adults.

Prince William County has a population of 383,644 and 116,627 (30.40%) are under the age of eighteen. The Prince William County Public Schools is the second largest in Virginia, recently overtaking Virginia Beach. The three school systems consist of around

70 elementary, 17 middle, and 12 high public schools, as well as a virtual high school, two traditional schools, five special education schools, and two alternative schools. Prince William County Unit 4-H embraces the mission of 4-H to develop life skills among young people, and offers life skill and decision making programming to the county's large youth population.

4-H in the county will deliver traditional 4-H club development, emphasizing youth acquiring the four essential elements of positive youth development, "belonging, independence, generosity and mastery".

4-H will deliver in school enrichment programming in the area of youth acquiring life skills to safely stay home alone – especially important in a county where the average commute is 36.4 minutes, with two towns in Prince William County being in the top 10 of Forbes "worst commutes" in 2008. This 4-H programming will reach all 4th graders in Prince William County Schools and in Manassas City Schools.

4-H will deliver health and nutrition programming to youth in Manassas City, Manassas Park and Prince William County school systems. The will enhance good life skill choices and decisions in this important area of well being.

- 4-H will offer 4-H to the area schools in the delivery modes of in-school clubs, in-school enrichment and after school programming in the ten 4-H curriculum areas: animal sciences, citizenship, communication and expressive arts, natural resources and environmental education, family sciences, food, nutrition and health, careers and economic development, leadership and personal development, plants, soils, and entomology, and science, engineering, and technology.

4-H will give teens the experiences of being a public speaker, a teen camp counselor, a project leader and officer and membership roles in teen clubs. All of this builds life skills in the area of leadership.

4-H will offer youth opportunities for community service and good citizenship, both building blocks for successful and productive citizens of the community.

Parenting/Child Development

Participants completing a recent survey conducted by the Prince William office of Virginia Cooperative Extension indicated that Parenting and Child Development issues remain one of the top priorities for Prince William families. The community has always been a strong supporter of Parent Education, but the fact that our families are experiencing significant stress caused by the economic downturn and current foreclosure crisis magnifies the importance of support to parents. In recent months there has been an increase in demand for services provided by the Department of

Social Services and our Community Services Board, our transitional housing programs and shelters are full, and there has been an increase report of domestic violence both against adults and children. As parents address the needs of their families, they will continue to benefit from programs that empower to deal effectively with these economic stresses while effectively parenting their children.

In a project funded by the Economic and Social Research Council, Ingird Schoon and Steven Hope found that the experience of material hardship directly effects the behavioral and cognitive development of children, exacerbates maternal distress, and is indirectly related to less effective parenting. In addition the study showed that experiences in the family can mediate the influence of material hardship on the child's outcomes. Prince William County parent education programs provide parents with a wide variety of choices to support them. Parents of any age child can learn effective skills in the areas of communication, discipline, and anger management. They also have the opportunity to look at the issue of divorce and separation and its impact on the family. Families of at-risk youth can receive additional support in guiding their children to make healthy choices that will lead to good life decisions. While parent education is always important, residents in Prince William County are asking for continued support on this issue as they navigate the current economic downturn.

Urban and Suburban Water Quality Issues

Urban development in the Prince William area has created thousands of acres of lawns and gardens in place of native habitat. Urban and Suburban turf accounts for the largest percentage of managed turf. There are over 111,700 single family or townhouse units in the county. Design for these lawns and gardens is based on century old methods and homeowners fail to incorporate big-picture environmental and ecological concepts into their landscape plans there-by contributing to soil and water quality problems. Teaching homeowners appropriate management of their lawns and landscapes using standardized Best Management Practices (BMP's) will help to maintain water quality and can only help to reduce the amount of nutrient and chemical inputs into our watersheds and indirectly improve water quality in the Chesapeake Bay. The use of BMP practices result in positive effects on the environment and economics. Nutrient management plans are an integral part of educational efforts and utilize many BMP's.

The Environment ad Natural Resources program's educational activities focus on how to teach homeowners to manage their landscapes to prevent water quality problems, save time and money, and ultimately affect water quality positively.

2009 Unit Plan of Work

Project Title: VCE Prince William Programming Equals Dollars and Sense for Residents

Project Relevance: Difficult Economic Times: record level of foreclosures, increasing unemployment, projected recession, decline in financial markets, cost of food and gas, struggling government and family budgets. These financial stressors impact the strength of the family, parenting issues, nutrition, and activities for youth and adults. Taking care of the home and yard are also impacted by less available resources.

As recognized by the Prince William Board of County Supervisors, the Prince William area housing market, consisting of Prince William County, the City of Manassas, and the City of Manassas Park has been significantly impacted by the current foreclosure crisis challenging our nation. Prince William County has the highest number of foreclosures in the state of Virginia. The significance of the housing problem can be illustrated through the following chart of foreclosures in the Prince William area:

YEAR	TOTAL	MONTHLY AVERAGE
2002	301	25.1
2003	160	13.3
2004	70	5.8
2005	52	4.3
2006	282	23.5
2007	3,344	278.7
2008	7,245	724.5 (10 months)

Target Audience: Community youth and adults including homeowners and potential homeowners.

Intended Outcomes:

- Short term:
 - **FCS:** families will adopt a written spending plan, learn strategies for dealing with stressful economic situations within the family and be aware of ways to maintain good nutritional intake with less money.
 - **4-H:** adult volunteers will increase their knowledge of methods to teach youth basics of money management
 - Youth will increase their knowledge of money-management basics, their understanding of credit and debt, increase their abilities to manage and use checking and savings accounts
 - Youth will increase their motivation live within a budget
 - **Environment and Natural Resources:** Citizens will increase their awareness of the economic and environmental benefits of utilizing Best Management Practices.
 - Economic savings from efficient use of pesticides and fertilizers.

- Medium term:
 - **Financial Education:** Families report economic stability
 - **4-H:** Youth will keep track of spending, reduce unnecessary spending, save money regularly and will budget their money for expenditures
 - **Environment and Natural Resources:** 240 (40% of those educated) citizens will adopt best management practices(BMPs)

- Long term:
 - **Financial Education:**
 - Majority of program participants in mortgage default avoid foreclosure
 - Majority of program participants seeking a reverse mortgage obtain one
 - **4-H:** Youth will establish sound financial habits
 - **Environment and Natural Resources:**
 - Improved water quality as a result of reduced pesticide usage

Project Response:

- **Financial Education:**
 - Families assisted to become homebuyers under the Neighborhood Stabilization Program through FY 10
 - Participants provided a financial assessment
 - Homeowners provided mortgage default and reverse mortgage counseling
 - Home Ownership Seminars (6 hours)
- **Parenting:** The parenting staff realizes that the economic situation in our community has the potential to impact parents and thereby impact the children in our community. With that in mind, we will be adjusting our parenting programs to include information on the following:
 - Stress caused by economic circumstances and tools to address this stress
 - Community resources designed to support parents experiencing economic stress. These include but are not limited to:
 - VCE's resources
 - Community non profit groups
 - Public agency programs
 - Handouts on topics such as stretching food dollars, being energywise
 - Other resources as they become available.
- **Nutrition Education:** The nutrition education program for low income participants is SNAP Ed. That program will provide nutrition education through classes, grocery store displays, recipes, healthy food samples and newsletters
- **4-H:** clubs will incorporate financial education into their club plans including:
 - Trainings and on-line direction to 4-H volunteers in the area of financial management education for youth

- Experiential learning opportunities during school hours
- and in the 4-H club setting using 4-H research based financial education materials
- 4-H financial education kits developed and marketed to volunteers and schools -training provided
- Develop website list of supportive materials for financial education
- Invite specialists to lead youth money camp
- **Environment and Natural Resources: Environment and Natural Resources:** The ENR team will work with homeowners, businesses and non-profits that may not have the financial capability, time, or understanding for managing their landscapes to positively affect the environment. Strategies to involve these audiences include providing diverse educational opportunities throughout the county on stormwater education, lawn education, and lectures on topics that these audiences can learn practices that will enable them to save time and money on their landscapes, increase the value of their property and improve the environment. The ENR team will work with key leaders within an underserved community.

Home Buying Information Fair Collaboration

Each fall the Financial Education and Housing Counseling program conducts a Home Buying Information Fair in conjunction with the Prince William County Office of Housing and the City of Manassas Housing Trust Fund.

As a collaboration of all five program areas we will provide a variety of educational exhibits and displays:

- Parenting – low cost family activities and how to use communication to set financial goals for the entire family.
- Nutrition Education - how to prepare delicious, nutritious, low cost meals and snacks
- 4-H – activities on how to decide needs vs. wants
- ENR – how to take care of your yard in environmentally and financially sound ways.