

LIGHTING

- Intruders prefer darkness.
- The rear, side and front areas of your home should be well lit during all times of darkness.
- Use a timer or light sensitive sensor to automatically turn the lights on at dusk and off at dawn.

VACATION SECURITY HINTS

- Make certain your home will look "lived in" when you are away for an extended period of time.
- Discontinue all deliveries before you leave.
- Leave a key with a trusted friend or neighbor and ask them to change the position of your blinds, drapes and lights daily.
- Keep one or more interior lights on. Utilize timers on lights, televisions and radios to make your home look occupied.

USE YOUR LOCKS

- Most burglars look for the easiest way in, making an average of 15 attempts per actual entry. Most burglars get in through unlocked doors and windows.

BURGLAR ALARMS

Alarms are becoming more sophisticated and less expensive, and provide protection beyond what is recommended in this flyer. The use of these is regulated by county law. Please contact the Crime Prevention Bureau for more information.

BURGLARY

- Burglars want to get in and out of a home without being noticed and in a minimal amount of time. They will usually avoid homes that look occupied or are difficult to enter.
- You can easily minimize risks at a relatively small cost. Home security is the best and the least expensive insurance for you and your entire family.

What do I do if I am the victim of a burglary?

1. Do not enter the house.
2. Call the police immediately.
3. While waiting for the police do not touch anything or allow anyone to enter your home.

What can I do to help prevent a burglary?

If your community has a Neighborhood Watch, volunteer to participate. If your community does not have one, try to start one. Neighborhoods that have Neighborhood Watches are statistically safer from burglary.

Join Operation ID. This will provide you with a record of your property in the event of a fire and will help to recover your items in the case of theft.

FOR ADDITIONAL INFORMATION:

**PRINCE WILLIAM COUNTY
POLICE DEPARTMENT
CRIME PREVENTION UNIT
703-792-7270**

HOME SECURITY



PRINCE WILLIAM COUNTY POLICE

Emergency Dial: 911

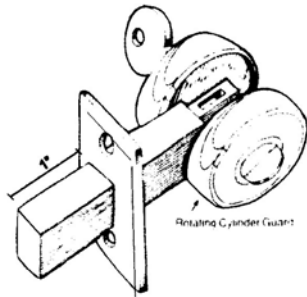
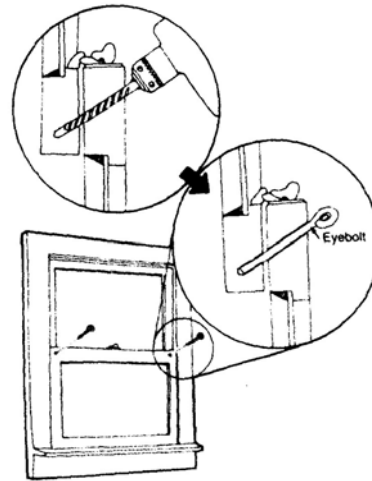
Non-Emergency: 703-792-6500

- **EXTERIOR DOORS**

All exterior doors should be solid construction for greater security. Know who is at the door before opening it. A wide angle door viewer enables you to identify the visitor.

- **DOOR LOCKS**

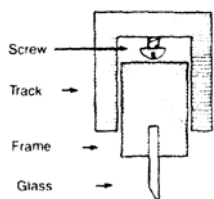
Every exterior door should have a **HEAVY DUTY** dead bolt lock. They should have a strike plate attached to the portion of the door frame that receives the bolt portion of the lock. These should be firmly anchored using 3 inch screws through the door frame into the wall studs.



- **SLIDING DOORS AND WINDOWS**

A sliding door needs additional protection because it can be lifted off its track and removed, even when it is shut. A **secondary sliding patio door lock** should be installed and used. Added security is provided by screwing two or three number 8 or number 10 sheet metal screws into the track above the sliding door.

The screws should protrude so the top of the closing door clears them. This will prevent the door from being lifted out of the lower track.



- **DOUBLE HUNG SASH TYPE WINDOWS**

To secure these windows, drill a hole that angles slightly downward through the TOP CORNER of the bottom window. Then place a solid pin or nail into the hole to prevent the window from being opened. Never screw or nail a window shut. On vinyl windows or windows that tilt in for cleaning pinning may be ineffective, it may be necessary to use a blocking device. These can be purchased at most home improvement stores

- **BASEMENT WINDOWS**

Small basement windows should be secured with steel iron bars. Use special detachable bars if the window is needed as a possible fire escape.

- **FIRE SAFETY**

Place smoke detectors on each floor of the house. Have a fire extinguisher readily available in the kitchen. Sleep with the bedroom doors closed. In the event of fire, escape if possible; and if not possible, wait for the fire department.

- **LANDSCAPE**

Keep shrubbery trimmed so it never blocks the view to or from any window. This will give you and your neighbors a view of trespassers and deny an intruder a place to hide. A well kept lawn gives your home that lived in look and can deter crime.

- **ADDRESS MARKINGS**

Address markings **should be clearly visible from the street**. Address numbers should be easy to read by being in contrast to their background and they should be lighted at night. Do not use script numbers or any numbers written out such as "eight."

- **GARAGES**

All garages should be kept closed and locked. Most contain tools and other valuables. A burglar could use these tools to break into your home. Install dead-bolt locks on all walk through doors.

Garage windows should utilize the same security items recommended for the windows in your home. Install curtains or a covering to prevent anyone from looking in at your property.

Padlocks may be used in the tracks of the garage door when away for an extended period to prevent opening.

**TAKE A BITE OUT OF
CRIME™**