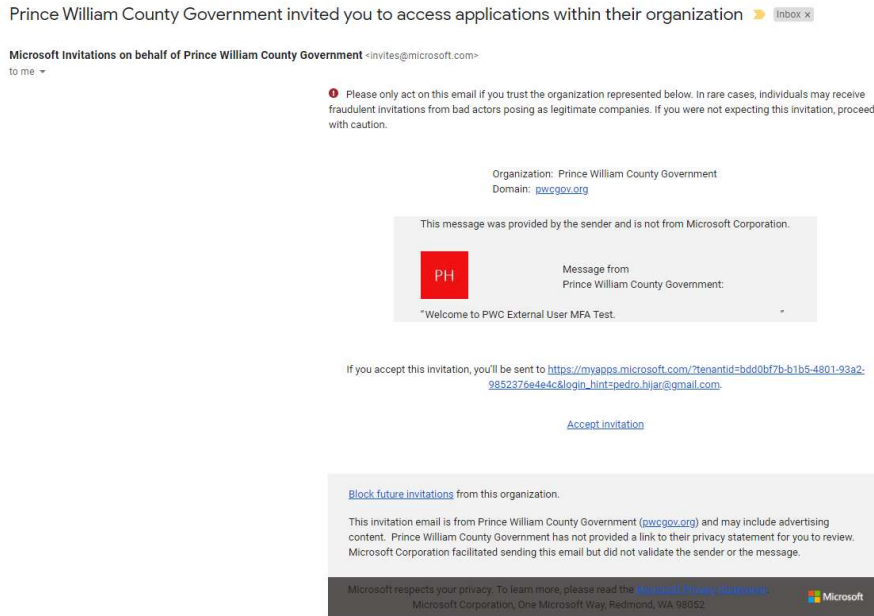


PWC External User – Multi-Factor Authentication (MFA)

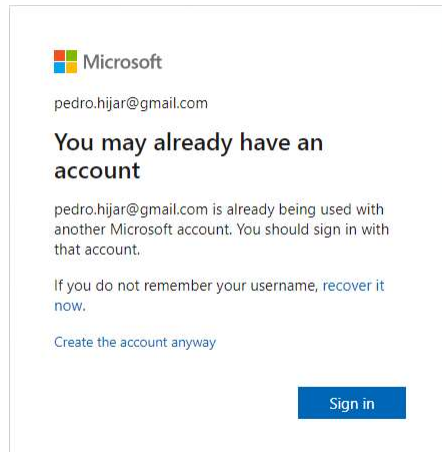
This document is intended to provide an over-view of the process to enroll and use MFA to access PWC resources. The following captures provide an over-view of a new Guest users invitation, acceptance, and enforcement of MFA to access PWC Cloud resources.

The following capture is the Guest User Invitation for a Gmail user. The invitation is received at the users Gmail account after the Guest account is created in PWC Azure AD and the invite was sent.

NOTE: If you do not see the invitation in your inbox, please check your SPAM folder.



The following prompts when Accepting the Invitation. In this example the user may have used their GMAIL account for other M365 access so in this case select the link 'Create the account anyway' if you have not used your External account for M365 access then you should not expect to see this prompt and should be prompted to create your account as shown in the following captures.






← pedro.hijar@gmail.com

Create a password

Enter the password you would like to use with your account.

..... 

Show password

Next



← pedro.hijar@gmail.com

Create account

We need just a little more info to set up your account.

Country/region
United States 

Birthdate
Month  Day  Year 

Next



← pedro.hijar@gmail.com

Verify email

Enter the code we sent to **pedro.hijar@gmail.com**.
If you didn't get the email, check your junk folder or try again.

Enter code

I would like information, tips, and offers about Microsoft products and services.

Choosing **Next** means that you agree to the Microsoft Services Agreement and privacy and cookies statement.

Next



← pedro.hijar@gmail.com

Create account

Please solve the puzzle so we know you're not a robot.



Next



← pedro.hijar@gmail.com

Create account

When the image is the correct way up touch Done!



Done



pedro.hijar@gmail.com

Review permissions

P Prince William County Government pwcgov.org

This resource is not shared by Microsoft.

The organization Prince William County Government would like to:

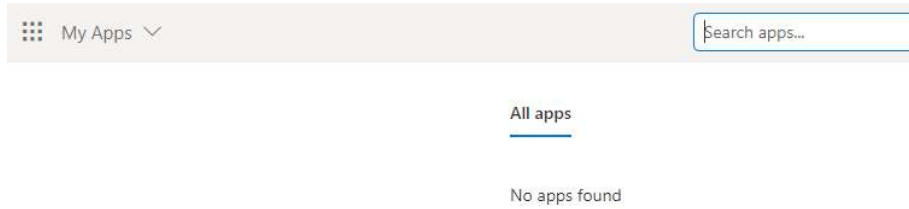
- ✓ Sign you in
- ✓ Read your name, email address, and photo

You should only accept if you trust Prince William County Government. By accepting, you allow this organization to access and process your data to create, control, and administer an account according to their policies. **Prince William County Government has not provided a link to their privacy statement for you to review.** Prince William County Government may log information about your access. You can remove these permissions at <https://myapps.microsoft.com/pwcgov.org>

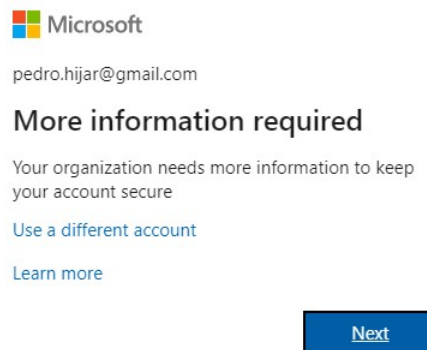
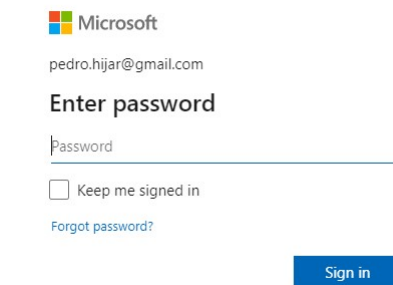
Cancel

Accept

After creating the account and accepting the terms the Microsoft My Apps panel open. This page should be bookmarked for future use to access the PWC resource shared with the user. If the icon link does not appear on this page you may need to sign out and sign back in.



When signing in the user will be prompted to enroll and use Azure Multi-Factor authentication to access PWC resources. The following captures provide an example of registering and leveraging Azure MFA to secure the sign-in.



Additional security verification

Secure your account by adding phone verification to your password. [View video to know how to secure your account](#)

Step 1: How should we contact you?

Authentication phone

United States (+1) 7037865472

Method

Send me a code by text message

Call me

Next

Your phone numbers will only be used for account security. Standard telephone and SMS charges will apply.

Additional security verification

Secure your account by adding phone verification to your password. [View video to know how to secure your account](#)

Step 2: We've sent a text message to your phone at +1 7037865472

When you receive the verification code, enter it here

Cancel

Verify

Additional security verification

Secure your account by adding phone verification to your password. [View video](#) to know how to secure your account

Step 2: We've sent a text message to your phone at +1 7037865472

Verification successful!

Done