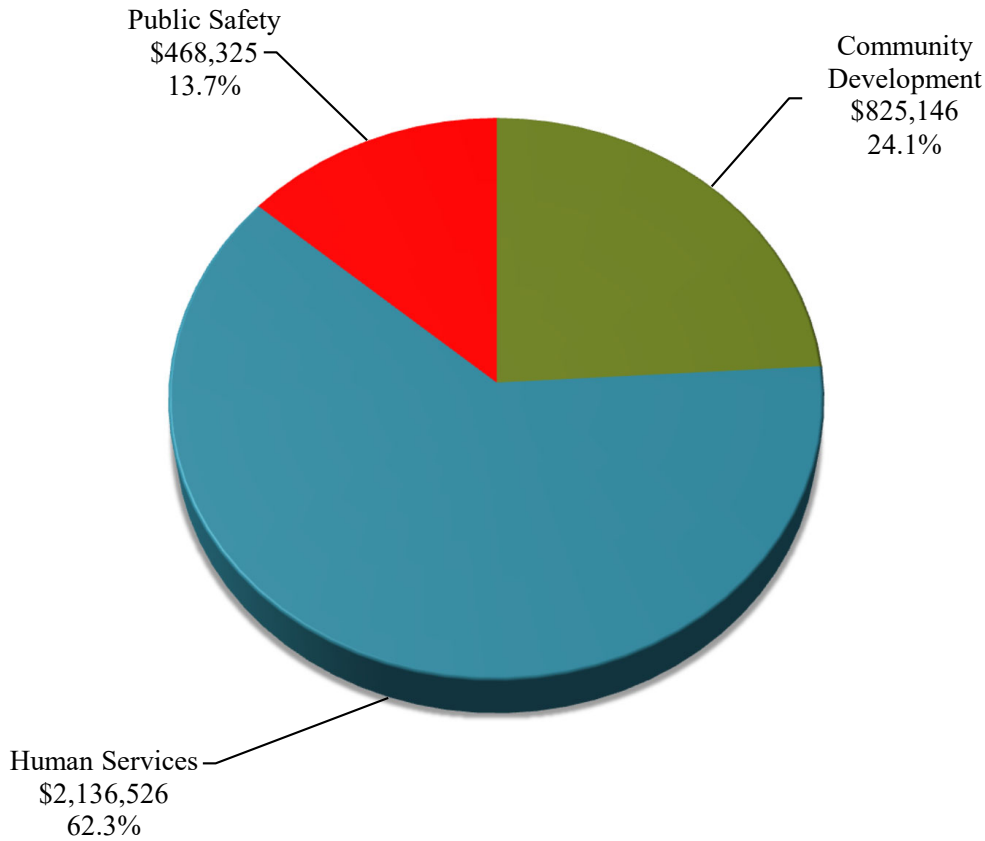


Community Partners



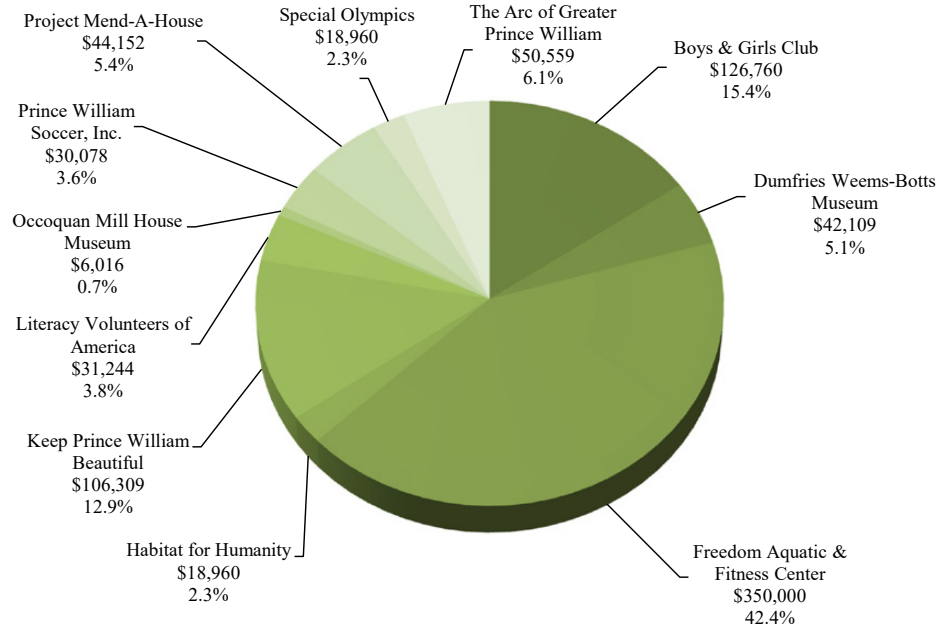
Total Expenditure Budget: \$3,429,997

Partners

- | | | |
|---|---|--|
| ▶ Action in the Community Through Service | ▶ Habitat for Humanity | ▶ Occoquan Mill House Museum |
| ▶ American Red Cross | ▶ House of Mercy | ▶ Prince William County Community Foundation |
| ▶ The Arc of Greater Prince William | ▶ Human Services Alliance of Greater Prince William | ▶ Prince William Soccer, Inc. |
| ▶ Boys & Girls Club | ▶ Independence Empowerment Center | ▶ Project Mend-A-House |
| ▶ Catholics for Housing | ▶ Keep Prince William Beautiful | ▶ Rainbow Riding Center |
| ▶ Dumfries Weems-Botts Museum | ▶ Legal Services of Northern Virginia | ▶ Special Olympics |
| ▶ Free Clinic | ▶ Literacy Volunteers of America | ▶ StreetLight Community Outreach Ministries |
| ▶ Freedom Aquatic & Fitness Center | ▶ The Metropolitan Washington Ear | ▶ Volunteer Prince William |
| ▶ Good News Community Kitchen | ▶ Northern Virginia Family Service | |
| ▶ Good Shepherd Housing Foundation | | |

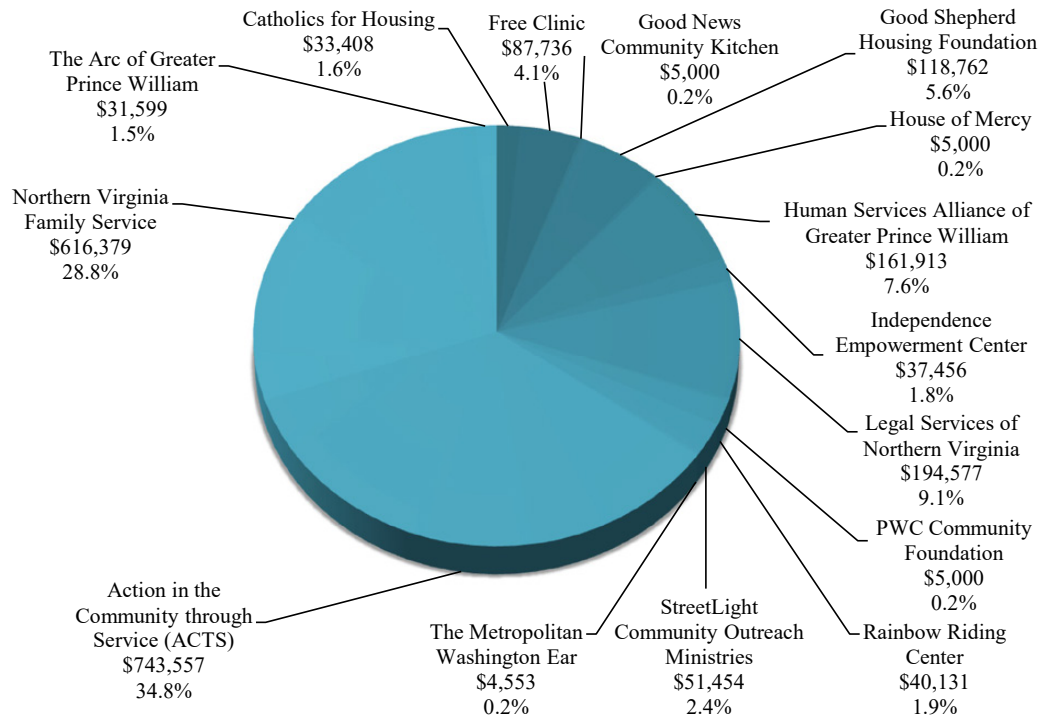
Community Partners

Community Development



Total Expenditure Budget: \$825,146

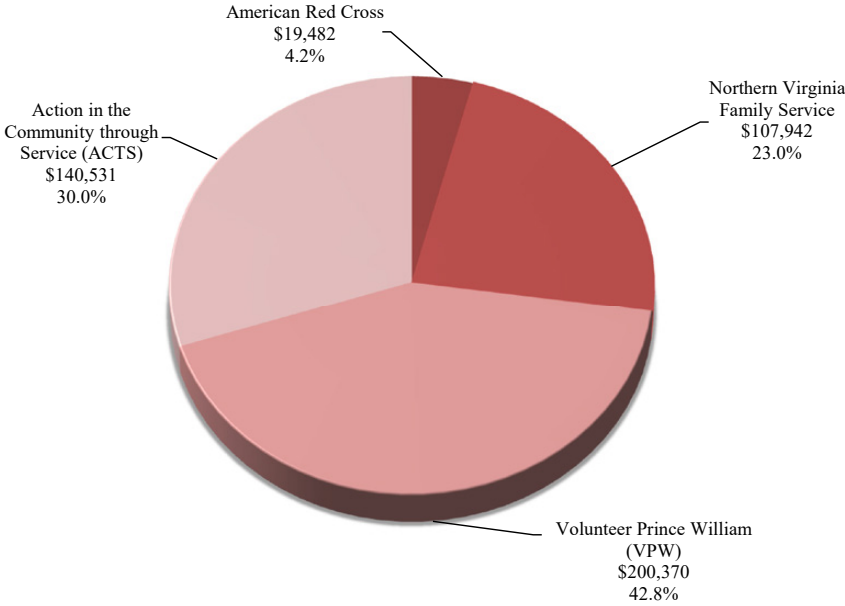
Human Services



Total Expenditure Budget: \$2,136,526

Community Partners

Public Safety



Total Expenditure Budget: \$468,325

Community Partners

The County works with numerous organizations to deliver effective and efficient services to the community. Community partners are non-profit organizations that receive funding directly from or through the County government. Typically, community partners help reduce the cost of services through the leveraging of scarce County resources with other funding sources and fundraising. Often County residents can receive direct services more quickly when community partners are utilized.

The funding provided to community partners can be categorized as follows:

- I. Donations** – These organizations receive funding via donation and in accordance with a memorandum of understanding that has defined service level targets. Performance is reviewed annually by the County agency that oversees the service delivery, known as the host agency. The annual financial statements for each partner receiving current year funding are reviewed by the Finance Department. For more information, please view the County's [Community Partner policy](#).
- II. Interjurisdictional Agreements** – These organizations receive funding according to formulae, criteria, or other requirements. This includes support of certain community infrastructure improvements approved by the Board of County Supervisors.
- III. Memberships** – The County chooses to be a member of some regional and/or national organizations.
- IV. Grants and Matching Funds** – These organizations receive funding provided from pass-through grants from the federal or state government and direct County grants that leverage other sources of funding.

General Overview

Community Partners Changes in the FY2021 Budget – Good News Community Kitchen, House of Mercy, and Prince William County (PWC) Community Foundation are new community partners funded in FY21. The FY2021 Budget includes a 7.9% donation increase for current community partners. Additionally, a new category for Action in the Community Through Service (ACTS) was included to account for additional funds provided to this community partner for the Lethality Assessment Program (LAP). The LAP identifies victims of domestic violence who are at highest risk of being seriously injured or killed by their intimate partners and connects them to the local domestic violence program. The FY2021 Budget eliminates funding for Prince William Humane Society which ceased operation in FY20.

Community Partners

Funding Provided to Community Partners

Host Agency	FY20 Adopted	FY21 Adopted	Funding Source
-------------	-----------------	-----------------	----------------

I. DONATIONS: Funding provided via donation and in accordance with a memorandum of understanding.

COMMUNITY DEVELOPMENT

Library

• Literacy Volunteers of America	\$28,945	\$31,244	General Fund
Total Library	\$28,945	\$31,244	

Parks, Recreation & Tourism

• The Arc of Greater Prince William	\$46,839	\$50,559	General Fund
• Boys & Girls Club	\$117,433	\$126,760	General Fund
• Dumfries Weems-Botts Museum	\$39,010	\$42,109	Transient Occupancy Tax
• Freedom Aquatic & Fitness Center	\$350,000	\$350,000	General Fund
• Occoquan Mill House Museum	\$5,573	\$6,016	Transient Occupancy Tax
• Prince William Soccer, Inc.	\$27,865	\$30,078	Transient Occupancy Tax
• Special Olympics	\$17,565	\$18,960	General Fund
Total Parks, Recreation & Tourism	\$604,285	\$624,481	

Public Works

• Habitat for Humanity	\$17,565	\$18,960	General Fund
• Keep Prince William Beautiful - Litter Control	\$81,768	\$88,263	Solid Waste Fee
• Keep Prince William Beautiful - Recycling	\$16,719	\$18,047	Solid Waste Fee
• Project Mend-A-House	\$40,903	\$44,152	General Fund
Total Public Works	\$156,955	\$169,420	

TOTAL COMMUNITY DEVELOPMENT	\$790,185	\$825,146	
------------------------------------	------------------	------------------	--

Note: Totals may not add due to rounding.

Community Partners

Funding Provided to Community Partners

Host Agency	FY20 Adopted	FY21 Adopted	Funding Source
HUMAN SERVICES			
Aging			
• Independence Empowerment Center	\$34,700	\$37,456	General Fund
• Legal Services of Northern Virginia	\$180,260	\$194,577	General Fund
Total Aging	\$214,960	\$232,033	
Community Services			
• ACTS (Total)	\$436,439	\$471,102	General Fund
◦ Behavioral Intervention Program	\$6,894	\$7,441	
◦ Emergency Shelter	\$326,150	\$352,054	
◦ Helpline	\$103,395	\$111,607	
• The Arc of Greater Prince William	\$29,274	\$31,599	General Fund
• Good Shepherd Housing Foundation	\$85,238	\$92,007	General Fund
• Rainbow Riding Center	\$37,179	\$40,131	General Fund
Total Community Services	\$588,129	\$634,840	
Public Health			
• Free Clinic	\$81,281	\$87,736	General Fund
• Northern Virginia Family Service - Pharmacy Central	\$87,670	\$94,633	General Fund
• The Metropolitan Washington Ear	\$4,218	\$4,553	General Fund
Total Public Health	\$173,168	\$186,922	
Social Services			
• ACTS (Total)	\$252,409	\$272,456	General Fund
◦ Homeless Shelter	\$163,346	\$176,319	
◦ Permanent Supportive Housing	\$58,113	\$62,729	
◦ Rapid Re-Housing	\$30,950	\$33,408	
• Catholics for Housing	\$30,950	\$33,408	General Fund
• Good News Community Kitchen	\$0	\$5,000	General Fund
• Good Shepherd Housing Foundation	\$24,786	\$26,755	General Fund
• House of Mercy	\$0	\$5,000	General Fund
• Human Services Alliance of Greater Prince William	\$150,000	\$161,913	General Fund
• Northern Virginia Family Service (Total)	\$483,357	\$521,746	General Fund
◦ Healthy Families	\$189,516	\$204,568	
◦ Homeless Prevention	\$30,949	\$33,408	
◦ Rapid Rehousing	\$30,950	\$33,408	
◦ SERVE Homeless Shelter	\$231,942	\$250,363	

Community Partners

Funding Provided to Community Partners

Host Agency	FY20 Adopted	FY21 Adopted	Funding Source
• Prince William County Community Foundation	\$0	\$5,000	General Fund
• StreetLight Community Outreach Ministries (Total)	\$47,668	\$51,454	General Fund
◦ Homeless Prevention	\$30,949	\$33,408	
◦ Supportive Housing Program	\$16,719	\$18,047	
Total Social Services	\$989,170	\$1,082,731	
TOTAL HUMAN SERVICES	\$1,965,428	\$2,136,526	

Note: Totals may not add due to rounding.

Community Partners

Funding Provided to Community Partners

Host Agency	FY20 Adopted	FY21 Adopted	Funding Source
PUBLIC SAFETY			
Commonwealth's Attorney			
• ACTS - Sexual Assault Victims Advocacy Service	\$37,549	\$40,531	General Fund
Total Commonwealth's Attorney	\$37,549	\$40,531	
Criminal Justice Services			
• Volunteer Prince William	\$167,580	\$180,890	General Fund
Total Criminal Justice Services	\$167,580	\$180,890	
Fire & Rescue			
• American Red Cross	\$18,048	\$19,482	General Fund
• Volunteer Prince William	\$18,047	\$19,481	General Fund
Total Fire & Rescue	\$36,096	\$38,962	
Juvenile Court Service Unit			
• Northern Virginia Family Service - Intervention, Prevention and Education	\$100,000	\$107,942	General Fund
Total Juvenile Court Service Unit	\$100,000	\$107,942	
Police			
• ACTS - Domestic Violence Services	\$0	\$100,000	General Fund
• Prince William Humane Society	\$101,719	\$0	General Fund
Total Police	\$101,719	\$100,000	
TOTAL PUBLIC SAFETY	\$442,943	\$468,325	
TOTAL DONATIONS	\$3,198,556	\$3,429,997	

Note: Totals may not add due to rounding.

Community Partners

Funding Provided to Community Partners

Host Agency	FY20 Adopted	FY21 Adopted	Funding Source
II. INTERJURISDICTIONAL AGREEMENTS: Funding provided according to formulae, criteria, or other requirements.			
Aging			
• Birmingham Green	\$1,954,496	\$2,178,969	General Fund
Total Aging	\$1,954,496	\$2,178,969	
Board of County Supervisors			
• Prince William Chamber of Commerce	\$7,000	\$7,000	General Fund
Total Board of County Supervisors	\$7,000	\$7,000	
Community Infrastructure Support			
• Hylton Performing Arts Center (Final debt service payment: 2/2030)	\$1,841,258	\$1,841,363	General Fund
• Northern Virginia Community College	\$1,071,736	\$1,087,880	General Fund
• Northern Virginia Criminal Justice Training Academy (Final debt service payment: 6/2026)	\$351,675	\$344,518	General Fund
Total Community Infrastructure Support	\$3,264,669	\$3,273,761	
Fire & Rescue			
• National Capital Regional Intelligence Center	\$15,412	\$15,412	General Fund
Total Fire & Rescue	\$15,412	\$15,412	
Public Works			
• Soil and Water Conservation District	\$284,745	\$284,745	Stormwater Fee
Total Public Works	\$284,745	\$284,745	
Transit			
• Potomac Rappahannock Transportation Commission	\$16,868,300	\$18,882,300	Motor Fuels Tax
• Virginia Railway Express	\$6,098,311	\$5,930,777	NVTA 30% Funding
Total Transit	\$22,966,611	\$24,813,077	
Transportation			
• Stafford Regional Airport Commission	\$50,000	\$50,000	General Fund
Total Transportation	\$50,000	\$50,000	
TOTAL INTERJURISDICTIONAL	\$28,542,932	\$30,622,963	

Note: Totals may not add due to rounding.

Community Partners

Funding Provided to Community Partners

Host Agency	FY20 Adopted	FY21 Adopted	Funding Source
-------------	-----------------	-----------------	----------------

III. MEMBERSHIPS: The County chooses to be a member of some regional and/or national organizations.

Board of County Supervisors			
• National Association of Counties	\$5,205	\$5,205	General Fund
• Northern Virginia Regional Commission (NVRC)	\$265,718	\$265,718	General Fund
• Virginia Association of Counties	\$88,440	\$88,440	General Fund
Total Board of County Supervisors	\$359,363	\$359,363	
Planning			
• Council of Governments	\$556,980	\$574,622	General Fund
• Coalition of High Growth Communities	\$6,000	\$6,000	General Fund
Total Planning	\$562,980	\$580,622	
Public Works			
• NVRC - Occoquan Watershed Mgmt Program	\$42,070	\$42,070	Stormwater Fee
• NVRC - NoVA Waste Management Program	\$13,329	\$13,329	Solid Waste Fee
• Occoquan Watershed Monitoring Lab	\$194,057	\$194,057	Stormwater Fee
Total Public Works	\$249,456	\$249,456	
TOTAL MEMBERSHIPS	\$1,171,799	\$1,189,441	

Note: Totals may not add due to rounding.

IV. GRANTS AND MATCHING FUNDS: Funding provided by pass-through grants from other entities or County provided grants or matching funds.

Aging			
• ACTS	\$10,000	\$15,000	Federal Pass-Through
• Legal Services of Northern Virginia	\$8,500	\$15,000	Federal Pass-Through
• Project Mend-A-House	\$10,000	\$15,000	Federal Pass-Through
• Independence Empowerment Center	\$7,550	\$0	Federal Pass-Through
Total Aging	\$36,050	\$45,000	
Community Services			
• Prince William Drop-In Center, Inc.	\$328,000	\$328,000	State Pass-Through
• Little Jack Horner's Corner Bakery	\$27,000	\$27,000	State Pass-Through
Total Community Services	\$355,000	\$355,000	

Community Partners

Funding Provided to Community Partners

Host Agency	FY20 Adopted	FY21 Adopted	Funding Source
Housing & Community Development			
• CDBG Competitive Awards (Total)	\$265,000	\$265,000	Federal Pass-Through
◦ <i>INSIGHT Acquisition</i>	\$225,000	\$225,000	
◦ <i>Streetlight Community Outreach</i>	\$40,000	\$40,000	
• Emerg Solutions Grant Recipients (Total)	\$121,589	\$121,589	Federal Pass-Through
◦ <i>ACTS - Emergency Shelter</i>	\$47,184	\$47,184	
◦ <i>NVFS - Transitional Housing & SERVE Shelter</i>	\$74,405	\$74,405	
Total Housing & Community Development	\$386,589	\$386,589	
Parks, Recreation & Tourism			
• Arts Council Grants	\$193,000	\$193,000	General Fund
Total Parks, Recreation & Tourism	\$193,000	\$193,000	
Public Works			
• Keep Prince William Beautiful	\$46,000	\$46,000	State Pass-Through
Total Public Works	\$46,000	\$46,000	
Social Services			
• PWC Continuum of Care (CoC) HUD Grant (Total)	\$721,515	\$721,515	Federal Pass-Through
◦ <i>ACTS - Rapid Rehousing</i>	\$206,648	\$206,648	
◦ <i>DSS - CoC Planning</i>	\$52,092	\$52,092	
◦ <i>DSS - Homeless Mgt Info System</i>	\$36,230	\$36,230	
◦ <i>Good Shepherd Leasing Program</i>	\$159,036	\$159,036	
◦ <i>PathWay Homes - PSH Leasing</i>	\$106,550	\$106,550	
◦ <i>StreetLight - PSH House I</i>	\$9,052	\$9,052	
◦ <i>StreetLight Permnt Supprtve Housing</i>	\$151,907	\$151,907	
• Promoting Safe and Stable Families (Total)	\$245,188	\$245,188	Federal Pass-Through
◦ <i>ARC (Disability Respite/Interpreter Services)</i>	\$12,400	\$12,400	
◦ <i>No Va Family Service (Healthy Families)</i>	\$53,711	\$53,711	
◦ <i>VA Cooperative Extension (Parent Education)</i>	\$102,387	\$102,387	
◦ <i>Dept of Social Svcs (Family Reunification)</i>	\$76,690	\$76,690	
Total Social Services	\$966,703	\$966,703	
TOTAL GRANTS AND MATCHING FUNDS	\$1,983,342	\$1,992,292	
GRAND TOTAL	\$34,896,629	\$37,234,692	

Note: Totals may not add due to rounding.

Community Partners

Community Partners In-Kind Donations

Host Agency	Community Partner	FY20 Adopted (Estimated Value)*	FY21 Adopted (Estimated Value)*
Community Services	Rainbow Riding Center <ul style="list-style-type: none"> • Provide mailbox in office. • Provide conference room for monthly board meetings as needed. • Provide use of copier up to 10,300 copies annually. Estimated value of in-kind service is \$51.50. 	\$52	\$52
Library	Literacy Volunteers of America <ul style="list-style-type: none"> • Provide photocopying support up to \$1,000 per fiscal year. • Provide tutor training and event promotion through the Library System's website for 6 events per year. Estimated value is \$110. 	\$1,110	\$1,110
Public Works	Keep Prince William Beautiful <ul style="list-style-type: none"> • Provide van and driver for the completion of a litter survey, no more than four times a year. Estimated value is \$1,220. • Provide Adopt-a-Spot signs when required. Estimated value is \$865. • Provide staff support for Adopt-a-Spot sign installation and VDOT location coordination. Estimated value is \$1,380. 	\$3,465	\$3,465

* Estimated values for in-kind donations are not included in the community partner donation totals.

Community Partners

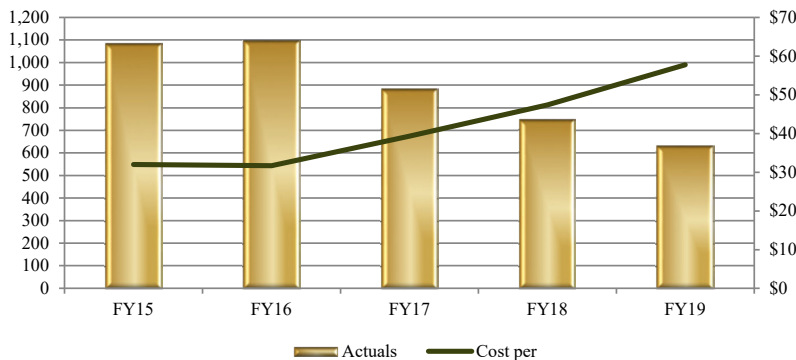
ACTS

ACTS services to County residents include Helpline, a 24 hour/365 day free, confidential telephone service to help callers with problem solving and crisis situations; Turning Points, the only domestic violence intervention program serving PWC; and Sexual Assault Victims Advocacy Service (SAVAS), the only sexual assault crisis center serving PWC. The ACTS Housing Services operates an emergency shelter, transitional housing, and permanent affordable housing.

Measures (Dollar amounts expressed in thousands)	FY17 Actuals	FY18 Actuals	FY19 Actuals	FY20 Adopted	FY21 Adopted
Commonwealth's Attorney					
Victim/Witness Support	\$35	\$35	\$36	\$38	\$41
SAVAS total clients served	883	746	631	800	800
SAVAS presentations given	78	46	62	52	55

ACTS - Commonwealth's Attorney Measures Report Chart

SAVAS Total Clients Served

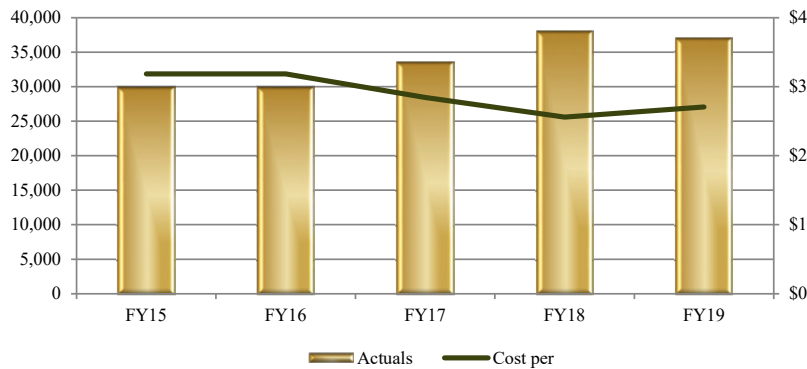


Community Partners

Measures (Dollar amounts expressed in thousands)	FY17 Actuals	FY18 Actuals	FY19 Actuals	FY20 Adopted	FY21 Adopted
Community Services					
Emergency Services	\$403	\$411	\$424	\$436	\$471
Helpline Service Calls	33,582	38,092	37,062	36,347	30,000
Emergency Shelter Clients Served	-	345	247	318	250
Number graduating from Behavioral Intervention Program	202	137	120	169	90

ACTS - Community Services Measures Report Chart

Helpline Service Calls



Measures (Dollar amounts expressed in thousands)	FY17 Actuals	FY18 Actuals	FY19 Actuals	FY20 Adopted	FY21 Adopted
Police					
Domestic Violence (DV) Services	-	-	-	-	\$100
Number of DV calls received from PWC Police onsite during a DV situation	-	-	-	-	200
Number of DV victims receiving services as a result of lethality assessment protocol	-	-	-	-	160
Number of DV victims receiving services for the first time as a result of lethality assessment protocol	-	-	-	-	135

Community Partners

Measures (Dollar amounts expressed in thousands)	FY17 Actuals	FY18 Actuals	FY19 Actuals	FY20 Adopted	FY21 Adopted
Social Services					
Homeless Emergency Shelter and Overnight Care	\$205	\$238	\$245	\$252	\$272
Households obtain and remain in permanent self-sufficient housing	-	51	121	24	45
Shelter bed nights	5,316	5,410	5,949	6,742	4,725
Shelter utilization rate	82%	82%	91%	85%	90%
Transitional Living utilization rate	88%	18%	-	-	-
Permanent supportive housing utilization rate	-	-	-	90%	90%

Note: The FY17 and FY18 Actuals pertain to the Transitional Housing program when ended June 2018. The Permanent Supportive Housing program is accepting it's first client in October 2019.

ACTS - Social Services Measures Report Charts

ACTS Shelter Bed Nights

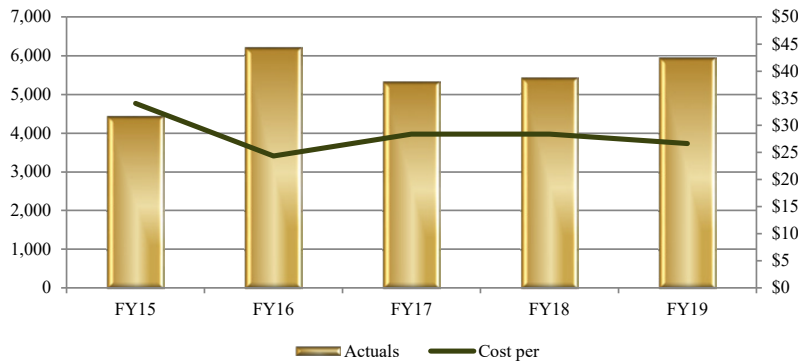


Chart 1 of 2

ACTS Homeless Shelter Utilization Rate

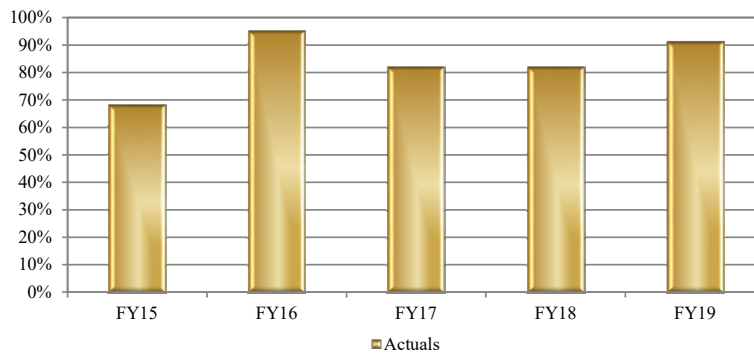


Chart 2 of 2

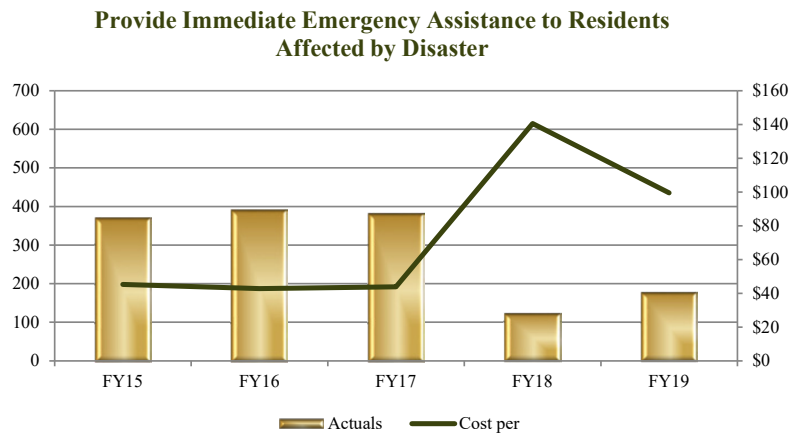
Community Partners

American Red Cross

American Red Cross provides disaster relief assistance to residents affected by fire and flooding and is a partner in the County emergency plan providing mass care-shelter and feeding in times of larger scale disasters. American Red Cross services are available to the entire County.

Measures (Dollar amounts expressed in thousands)	FY17 Actuals	FY18 Actuals	FY19 Actuals	FY20 Adopted	FY21 Adopted
Fire & Rescue					
Community Safety	\$17	\$17	\$18	\$18	\$19
Provide immediate emergency assistance to residents affected by disaster	381	121	176	350	300

American Red Cross - Fire & Rescue Measures Report Chart



Community Partners

The Arc of Greater Prince William (PW)

The Arc provides quality services and support for children and adults with intellectual and development disabilities to achieve their greatest potential for growth and independence.

Measures (Dollar amounts expressed in thousands)	FY17 Actuals	FY18 Actuals	FY19 Actuals	FY20 Adopted	FY21 Adopted
Parks, Recreation & Tourism					
Recreation Services	\$43	\$44	\$45	\$47	\$51
Individuals in fitness programs	64	51	62	50	65
Number attending special events	1,204	1,677	1,205	1,400	1,250

The Arc of Greater PW - Parks, Recreation & Tourism Measures Report Charts

Individuals in Fitness Programs

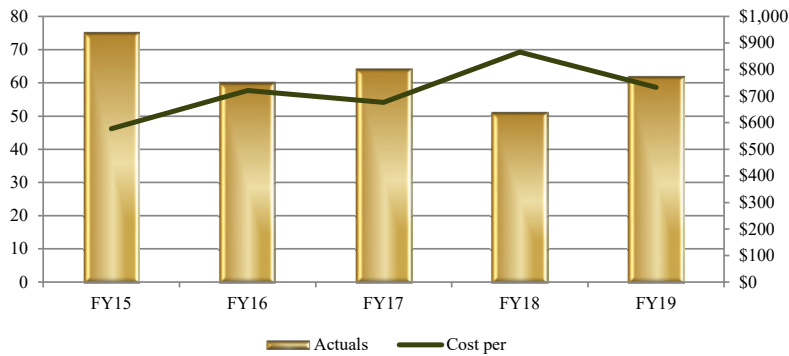


Chart 1 of 2

Number Attending Special Events

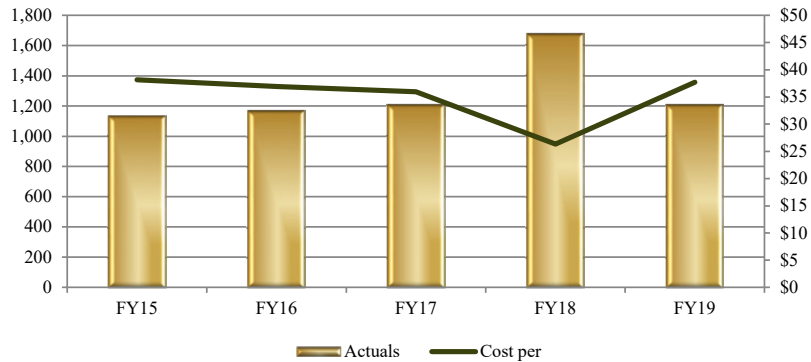


Chart 2 of 2

Community Partners

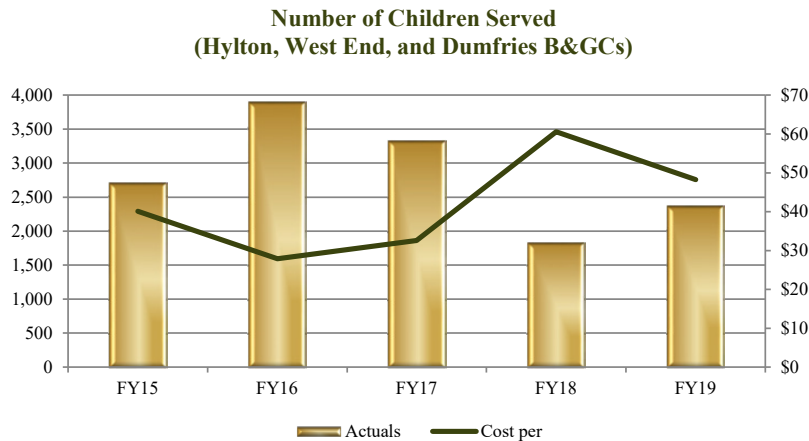
Measures (Dollar amounts expressed in thousands)	FY17 Actuals	FY18 Actuals	FY19 Actuals	FY20 Adopted	FY21 Adopted
Community Services					
Family Support Services	-	-	-	\$29	\$32
Information and Referral	-	-	-	750	750
Education Workshops for Families	-	-	-	8	8
Number of Attendees at Workshops	-	-	-	160	160

Boys & Girls Club (B&GC)

B&GC supports positive youth development in a welcoming and safe environment. Children ages 5-18 participate in a variety of activities that enhance educational goals, leadership development, and life skills.

Measures (Dollar amounts expressed in thousands)	FY17 Actuals	FY18 Actuals	FY19 Actuals	FY20 Adopted	FY21 Adopted
Parks, Recreation & Tourism					
Administration and Communication	\$109	\$111	\$114	\$117	\$127
Number of children served (Hylton, West End, and Dumfries B&GC)	3,333	1,827	2,363	2,800	2,650

B&GC - Parks, Recreation & Tourism Measures Report Chart



Community Partners

Catholics for Housing (CFH)

CFH provides affordable housing opportunities to low-to-moderate income households throughout Northern Virginia. The continuum of housing within CFH provides the ability to help participants understand how to obtain and sustain an adequate home.

Measures (Dollar amounts expressed in thousands)	FY17 Actuals	FY18 Actuals	FY19 Actuals	FY20 Adopted	FY21 Adopted
Social Services					
Homeless Initiative	-	\$29	\$30	\$31	\$33
Number of people served at the Drop-In-Center (unduplicated)	-	62	79	110	95

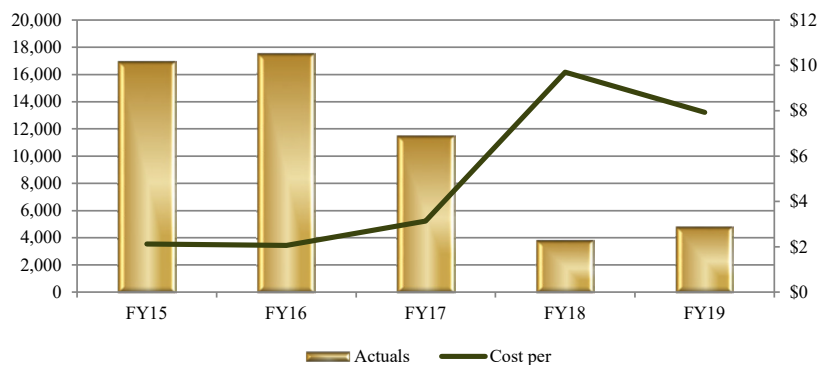
Dumfries Weems-Botts Museum

The museum, operated by Historic Dumfries, Virginia, Inc., features the history of Dumfries, Virginia's oldest chartered town.

Measures (Dollar amounts expressed in thousands)	FY17 Actuals	FY18 Actuals	FY19 Actuals	FY20 Adopted	FY21 Adopted
Parks, Recreation & Tourism					
Historic Preservation	\$36	\$37	\$38	\$39	\$42
Museum attendance	11,500	3,789	4,780	10,000	10,000
Volunteer hours	3,500	1,155	647	3,000	3,000

Dumfries Weems-Botts Museum - Parks, Recreation & Tourism Measures Report Chart

Museum Attendance



Community Partners

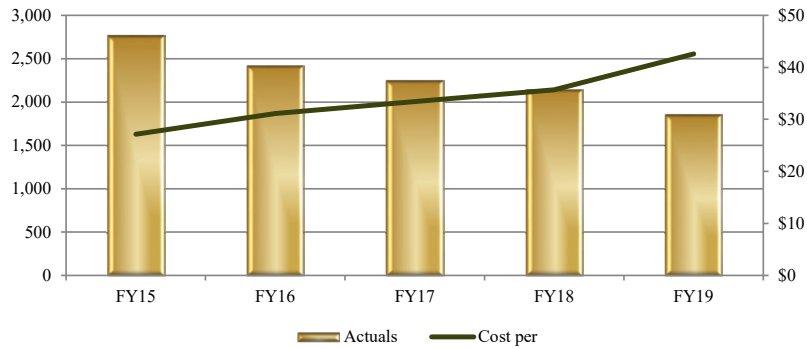
Free Clinic

The Free Clinic provides a permanent patient-centered medical home to County residents. Free services include diagnostic studies, specialty care and referrals, case management, patient education, medication assistance, and preventive care. The Free Clinic serves uninsured indigent patients meeting up to 125% of the state poverty guidelines.

Measures (Dollar amounts expressed in thousands)	FY17 Actuals	FY18 Actuals	FY19 Actuals	FY20 Adopted	FY21 Adopted
Public Health					
General Medicine	\$75	\$77	\$79	\$81	\$88
Free Clinic patients served	2,247	2,145	1,852	2,000	2,100

Free Clinic - Public Health Measures Report Chart

Free Clinic Patients Served



Freedom Aquatic & Fitness Center

Freedom Aquatic & Fitness Center promotes healthy lifestyles through quality educational and recreational programs in an environment that motivates individuals to meet their goals.

Measures (Dollar amounts expressed in thousands)	FY17 Actuals	FY18 Actuals	FY19 Actuals	FY20 Adopted	FY21 Adopted
Parks, Recreation & Tourism					
Aquatics & Fitness	-	-	-	\$350	\$350
Freedom Center Members	-	-	-	5,350	5,350
Freedom Center Annual Members	-	-	-	4,900	4,900

Community Partners

Good News Community Kitchen

To rebuild and strengthen communities by fighting hunger one meal at a time.

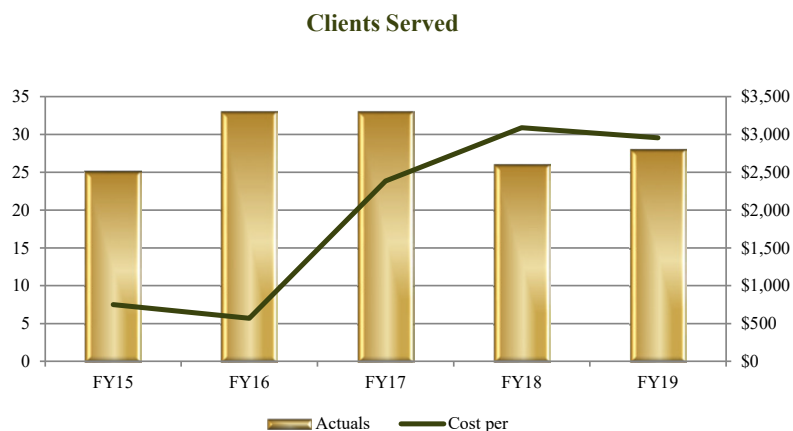
Measures (Dollar amounts expressed in thousands)	FY17 Actuals	FY18 Actuals	FY19 Actuals	FY20 Adopted	FY21 Adopted
Social Services					
Mobile Meals and Trends to Transition	-	-	-	-	\$5
Meals-To-Go Kits for 50 PWC Students at 10 PWC schools twice monthly					11,532
Emergency Meal Units for 150 PWC families annually	-	-	-	-	1,799

Good Shepherd Housing Foundation (GSHF)

GSHF provides housing for chronically mentally ill adults and chronic low-income families in the community. Services include case management, rental assistance, supportive services (transportation, assistance toward childcare), and emergency funding to families in the program.

Measures (Dollar amounts expressed in thousands)	FY17 Actuals	FY18 Actuals	FY19 Actuals	FY20 Adopted	FY21 Adopted
Community Services					
Mental Health Residential Services	\$79	\$80	\$83	\$85	\$92
Clients served by GSHF	33	26	28	28	30

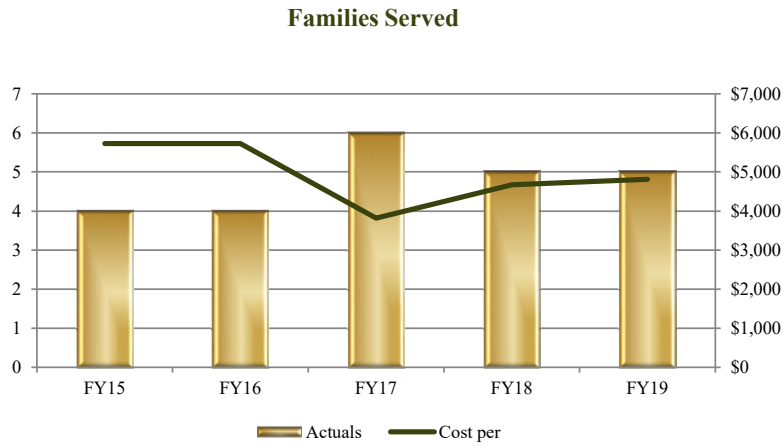
GSHF - Community Services Measures Report Chart



Community Partners

Measures (Dollar amounts expressed in thousands)	FY17 Actuals	FY18 Actuals	FY19 Actuals	FY20 Adopted	FY21 Adopted
Social Services					
Homeless Emergency Shelter and Overnight Care	\$23	\$23	\$24	\$25	\$27
GSHF Partnership families served	6	5	5	4	4

GSHF - Social Services Measures Report Chart



Community Partners

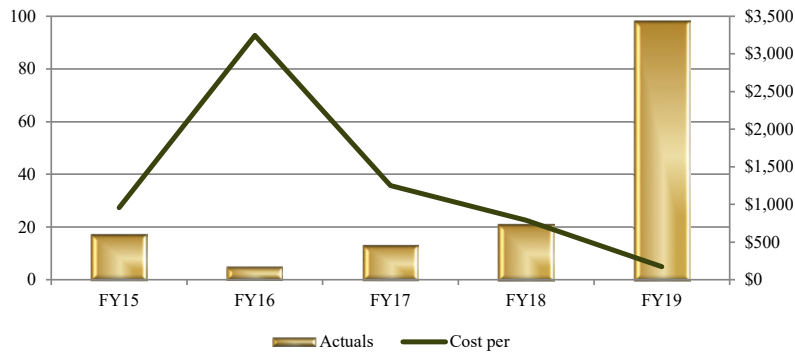
Habitat for Humanity

Habitat for Humanity provides volunteer assistance with property repairs for low income, elderly, or disabled County homeowners whose homes are in sufficient disrepair to be in violation of County code.

Measures (Dollar amounts expressed in thousands)	FY17 Actuals	FY18 Actuals	FY19 Actuals	FY20 Adopted	FY21 Adopted
Public Works					
Neighborhood Services	\$16	\$17	\$17	\$18	\$19
Administer and coordinate graffiti abatement projects	0	0	0	0	5
Administer and coordinate property maintenance projects	13	21	98	15	100

Habitat for Humanity - Public Works Measures Report Chart

Administer and Coordinate Property Maintenance Projects



House of Mercy

House of Mercy provides food, clothing and education for those in need, thus demonstrating God's unlimited love and mercy for those in our community.

Measures (Dollar amounts expressed in thousands)	FY17 Actuals	FY18 Actuals	FY19 Actuals	FY20 Adopted	FY21 Adopted
Social Services					
Food Pantry Partnership	-	-	-	-	\$5
Value of Total Assistance Given	-	-	-	-	\$550,000
Number of Individuals Served	-	-	-	-	14,000

Community Partners

Human Services Alliance of Greater Prince William

The Human Services Alliance of Greater Prince William will be the catalyst for greater partnerships and collaboration among its network of human services organizations, the faith community, other community organizations, and interested citizens to enhance the lives of the people they support.

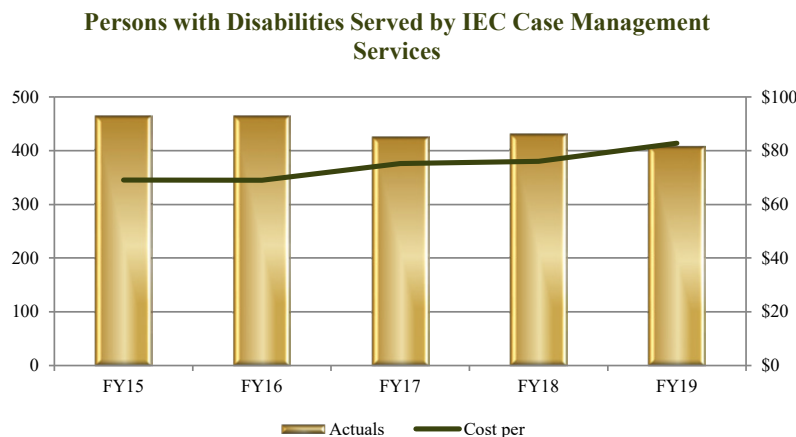
Measures (Dollar amounts expressed in thousands)	FY17 Actuals	FY18 Actuals	FY19 Actuals	FY20 Adopted	FY21 Adopted
Social Services					
All Human Services Programs	-	-	-	\$150	\$162
New collaborative partnerships/projects	-	-	-	10	10

Independence Empowerment Center (IEC)

IEC provides supportive services to persons with disabilities, which allow them to remain in or return to their homes, direct training on independent living skills, Medicaid waiver program coordination, and educational assistance to schoolchildren and their families. The IEC serves County residents of all ages with any type of disability.

Measures (Dollar amounts expressed in thousands)	FY17 Actuals	FY18 Actuals	FY19 Actuals	FY20 Adopted	FY21 Adopted
Aging					
Supportive Services	\$32	\$33	\$34	\$35	\$37
Persons with disabilities served by IEC case management services	426	430	407	467	432

IEC - Aging Measures Report Chart



Community Partners

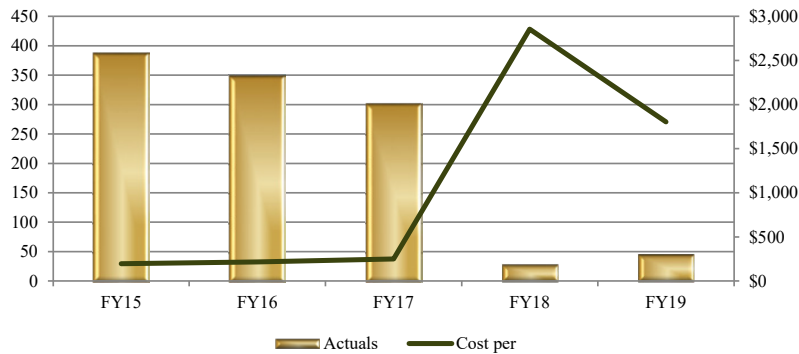
Keep Prince William Beautiful (KPWB)

KPWB educates school children, civic associations, and community groups on litter removal, recycling, and water quality through the following programs: Adopt-a-Spot, semi-annual community cleanup campaigns, clean shopping center program, county-wide litter surveys, and the Speakers Bureau.

Measures (Dollar amounts expressed in thousands)	FY17 Actuals	FY18 Actuals	FY19 Actuals	FY20 Adopted	FY21 Adopted
Public Works					
Solid Waste - Litter Control	\$76	\$77	\$79	\$82	\$88
Clean shopping center participants (centers)	22	15	12	20	30
Community Cleanups	302	27	44	50	70

KPWB - Public Works Measures Report Chart

Community Cleanups

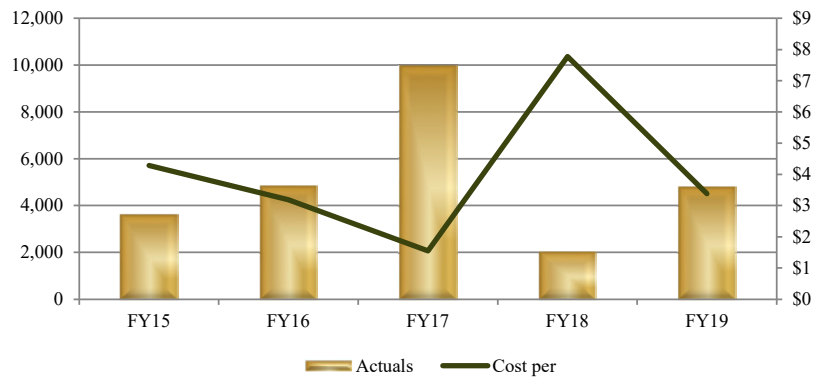


Community Partners

Measures (Dollar amounts expressed in thousands)	FY17 Actuals	FY18 Actuals	FY19 Actuals	FY20 Adopted	FY21 Adopted
Public Works					
Solid Waste - Recycling	\$15	\$16	\$16	\$17	\$18
Recycling presentation attendees (youth and adults)	9,955	2,028	4,800	5,000	5,000

KPWB - Public Works Measures Report Chart

Recycling Presentation Attendees



Community Partners

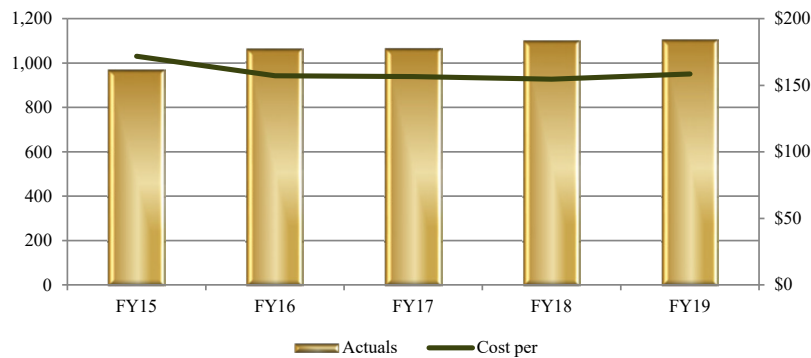
Legal Services of Northern Virginia (LSNV)

LSNV provides critical civil legal services free of charge to elderly, disabled, and low income individuals and families in PWC in order to maintain adequate shelter, income, family stability, and medical care.

Measures (Dollar amounts expressed in thousands)	FY17 Actuals	FY18 Actuals	FY19 Actuals	FY20 Adopted	FY21 Adopted
Aging					
Senior Centers	\$167	\$170	\$175	\$180	\$195
Legal services cases	1,065	1,100	1,105	1,100	1,100
Contribution per PWC client (actual dollar amount)	\$156	\$155	\$158	\$164	\$164
Contribution per PWC household member benefit (actual dollar amount)	\$71	\$61	\$61	\$72	\$72

LSNV - Aging Measures Report Chart

Legal Services Cases



Community Partners

Literacy Volunteers of America - Prince William, Inc. (LVA-PW)

LVA-PW provides free basic English as a second language, computer and workplace literacy, Pre-General Equivalency Diploma (GED) and GED tutoring, and English for Speakers of Other Languages civics tutoring services to adults in the community.

Measures (Dollar amounts expressed in thousands)	FY17 Actuals	FY18 Actuals	FY19 Actuals	FY20 Adopted	FY21 Adopted
Library					
Public Services Management	\$27	\$27	\$28	\$29	\$31
Literacy Volunteer hours	15,200	16,778	16,842	15,500	15,800
Adults served	752	752	736	720	730

LVA-PW - Library Measures Report Charts

Literacy Volunteer Hours Provided for Adults

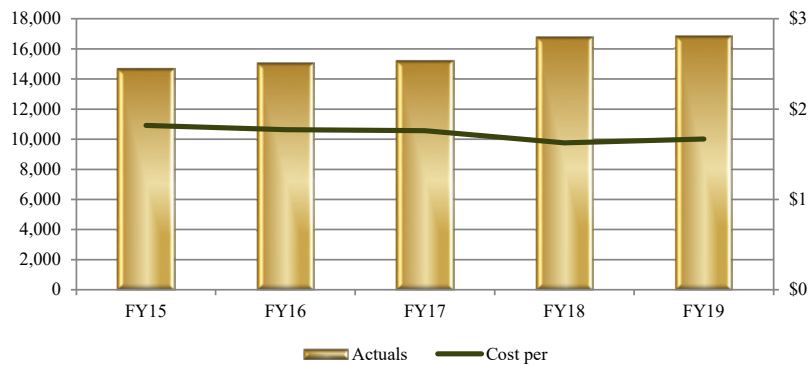


Chart 1 of 2

Number of Adults Served

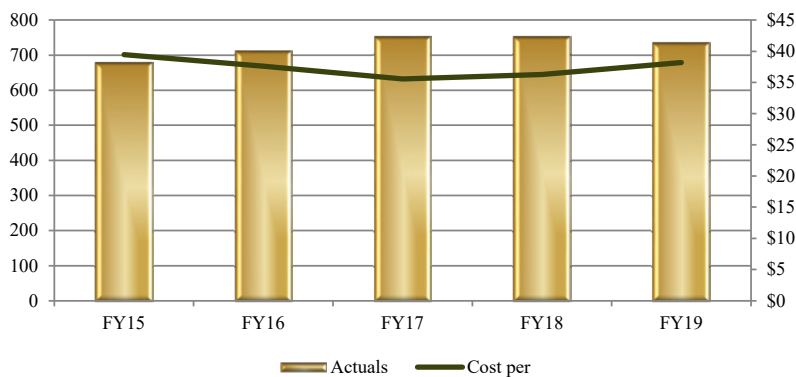


Chart 2 of 2

Community Partners

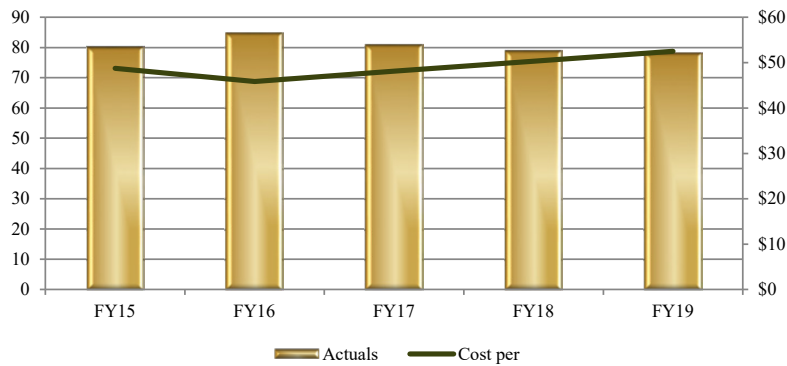
The Metropolitan Washington Ear, Inc.

The Metropolitan Washington Ear, Inc. provides radio reading services, dial-in instructions, newspaper, and magazine services to blind, visually impaired, and disabled individuals who can no longer read ordinary print.

Measures (Dollar amounts expressed in thousands)	FY17 Actuals	FY18 Actuals	FY19 Actuals	FY20 Adopted	FY21 Adopted
Public Health					
General Medicine	\$4	\$4	\$4	\$4	\$5
Clients served by Washington Ear	81	79	78	82	82

The Metropolitan Washington Ear, Inc. - Public Health Measures Report Chart

Clients Served by Metropolitan Washington Ear



Community Partners

Northern Virginia Family Service (NVFS)

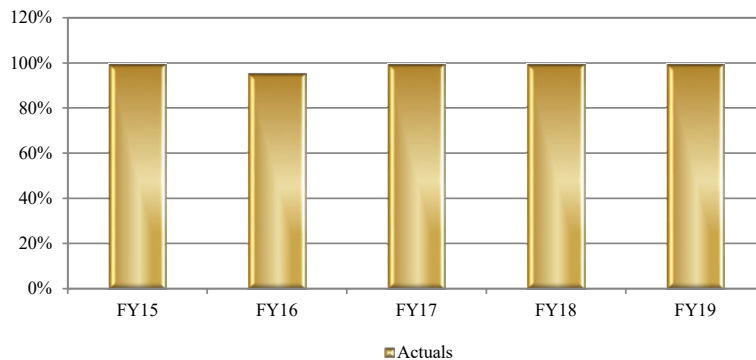
NVFS services to County residents include rapid rehousing, transitional and permanent housing programs for low-income clients, temporary emergency shelter, housing location services, children’s services, life skills and parenting support, child abuse prevention, and linkage to consistent child health care providers for County families at risk for poor childhood outcomes. Additionally, NVFS provides a gang intervention, prevention, and education program to ensure gang involved youth and youth at risk of gang involvement are better able to resist gangs.

Measures (Dollar amounts expressed in thousands)	FY17 Actuals	FY18 Actuals	FY19 Actuals	FY20 Adopted	FY21 Adopted
Juvenile Court Service Unit					
Intervention, Prevention and Education	-	-	-	\$100	\$108
Youth served annually	-	-	-	40	40
Gang youth who reduce or eliminate gang participation	-	-	-	75%	75%
Non-gang at-risk youth who remain non-gang involved	-	-	-	95%	95%

Measures (Dollar amounts expressed in thousands)	FY17 Actuals	FY18 Actuals	FY19 Actuals	FY20 Adopted	FY21 Adopted
Public Health					
General Medicine	\$133	\$83	\$85	\$88	\$95
% of clients reporting an improvement in their health status served by Pharmacy Central	99%	99%	99%	95%	90%

NVFS - Public Health Measures Report Chart

% of Clients Reporting an Improvement in their Health Status

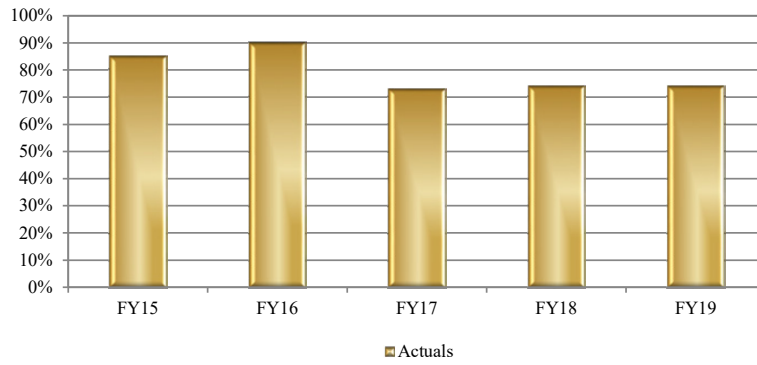


Community Partners

Measures (Dollar amounts expressed in thousands)	FY17 Actuals	FY18 Actuals	FY19 Actuals	FY20 Adopted	FY21 Adopted
Social Services					
Child Welfare, Homeless Emergency Shelter and Overnight Care	\$351	\$456	\$469	\$483	\$522
Healthy families children assigned a primary health care provider within two months of enrollment	99%	98%	99%	85%	85%
SERVE shelter utilization rate	73%	74%	74%	85%	85%

NVFS - Social Services Measures Report Chart

SERVE Shelter Utilization Rate



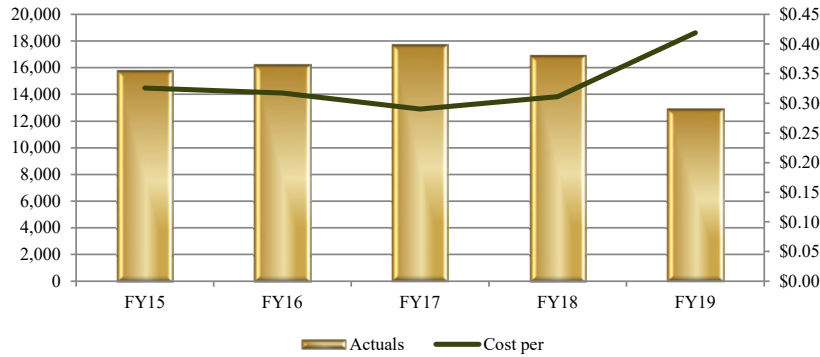
Occoquan Mill House Museum

The Mill House Museum contains an eclectic collection of artifacts related to Occoquan’s history and the surrounding area.

Measures (Dollar amounts expressed in thousands)	FY17 Actuals	FY18 Actuals	FY19 Actuals	FY20 Adopted	FY21 Adopted
Parks, Recreation & Tourism					
Historic Preservation	\$5	\$5	\$5	\$6	\$6
Museum attendance	17,735	16,889	12,923	18,000	18,000
Volunteer hours	275	600	400	500	600

Occoquan Mill House Museum - Parks, Recreation & Tourism Measures Report Chart

Museum Attendance



Community Partners

PWC Community Foundation, Inc.

The PWC Community Foundation is committed to sustaining healthy and vital PWC communities now and into the future. By helping to improve the quality of life in our community, we are promoting community solutions through research and actions that will advance the common good. The Foundation’s objective is to help build strong communities where we promote social, environmental, and economic health through various initiatives for the residents of PWC.

Measures (Dollar amounts expressed in thousands)	FY17 Actuals	FY18 Actuals	FY19 Actuals	FY20 Adopted	FY21 Adopted
Social Services					
Combating Hunger on Wheels Initiative	-	-	-	-	\$5
Increase the number of total meals served each year by 25% through its continued partnership with PWC schools	-	-	-	-	11,250
Increase the number of site locations each year by 20% through continued partnerships with local organizations throughout PWC	-	-	-	-	4

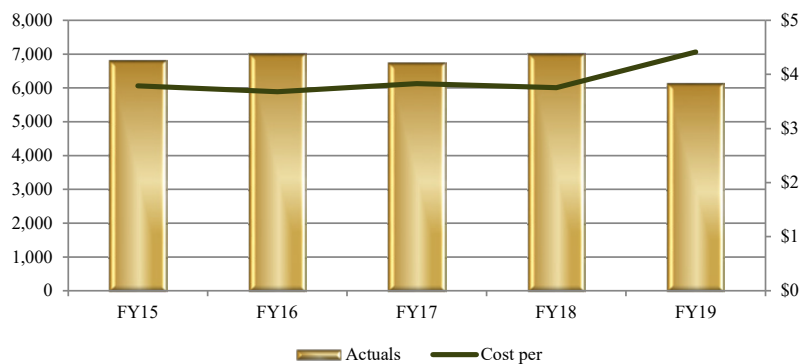
Prince William Soccer, Inc. (PWSI)

PWSI provides recreational opportunities for players of all backgrounds and abilities.

Measures (Dollar amounts expressed in thousands)	FY17 Actuals	FY18 Actuals	FY19 Actuals	FY20 Adopted	FY21 Adopted
Parks, Recreation & Tourism					
Administration & Communications	\$26	\$26	\$27	\$28	\$30
Participants served	6,728	7,000	6,128	6,650	6,550

PWSI - Parks, Recreation & Tourism Measures Report Chart

Participants Served



Community Partners

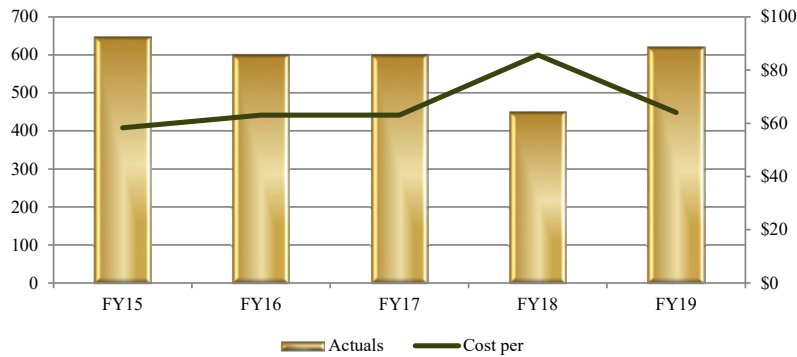
Project Mend-A-House (PMAH)

PMAH provides home renovation services to enable vulnerable disabled, elderly, and low-income residents to remain in their homes, including those residents whose homes are in sufficient disrepair as to be in violation of County codes.

Measures (Dollar amounts expressed in thousands)	FY17 Actuals	FY18 Actuals	FY19 Actuals	FY20 Adopted	FY21 Adopted
Public Works					
Neighborhood Services	\$38	\$39	\$40	\$41	\$44
Total home improvement/modification projects	600	450	620	450	480

PMAH - Public Works Measures Report Chart

Total Home Improvement/Modification Projects



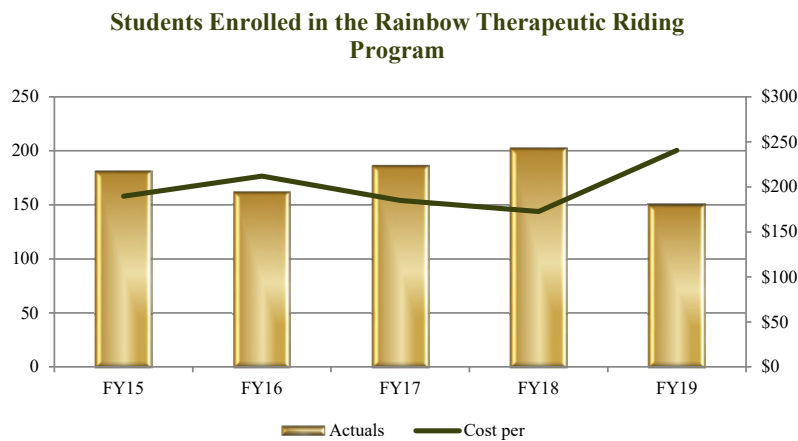
Community Partners

Rainbow Riding Center

Rainbow Riding Center provides therapeutic equestrian activities to individuals with physical and mental challenges. Rainbow clients are children, teens, adults, recuperating soldiers from Walter Reed Medical Center, and at-risk youth.

Measures (Dollar amounts expressed in thousands)	FY17 Actuals	FY18 Actuals	FY19 Actuals	FY20 Adopted	FY21 Adopted
Community Services					
Administrative Services	\$34	\$35	\$36	\$37	\$40
Students enrolled in the Rainbow Therapeutic Riding Program	186	203	150	230	230

Rainbow Riding Center - Community Services Measures Report Chart



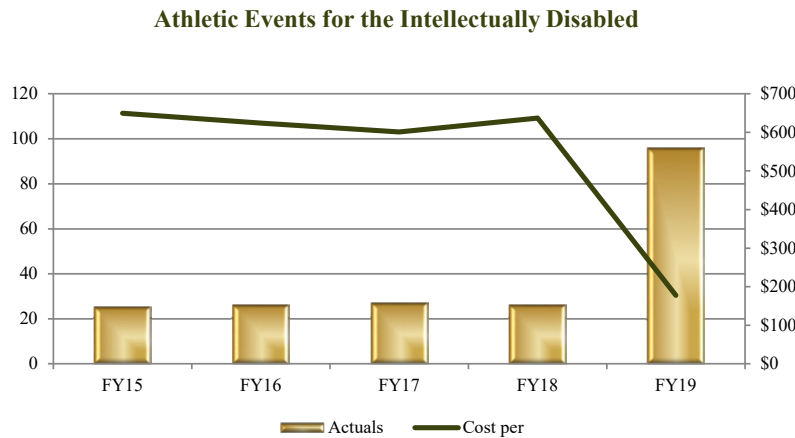
Community Partners

Special Olympics

Special Olympics provides sports training programs in athletics, aquatics, basketball, bocce, bowling, floor hockey, golf, powerlifting, skiing, soccer, and tennis. Special Olympics also offers a program for children two to seven years called the Young Athlete Program through a network of volunteers. Athletes pay nothing to participate.

Measures (Dollar amounts expressed in thousands)	FY17 Actuals	FY18 Actuals	FY19 Actuals	FY20 Adopted	FY21 Adopted
Parks, Recreation & Tourism					
Recreation Services	\$16	\$17	\$17	\$18	\$19
Athletic events for the intellectually disabled	27	26	96	27	105

Special Olympics - Parks, Recreation & Tourism Measures Report Chart



StreetLight Community Outreach Ministries

StreetLight’s supported housing program provides group homes for homeless adults with supported services including budgeting, substance abuse counseling, employment counseling, career development, and volunteer mentoring.

Measures (Dollar amounts expressed in thousands)	FY17 Actuals	FY18 Actuals	FY19 Actuals	FY20 Adopted	FY21 Adopted
Social Services					
Homeless Emergency Shelter and Overnight Care	\$15	\$45	\$46	\$48	\$51
Clients maintain safe, permanent housing	91%	91%	91%	100%	100%
Clients maintaining sobriety	91%	100%	100%	100%	91%

Community Partners

Volunteer Prince William (VPW)

VPW places and tracks court-ordered community service clients and provides written reports to the Office of Criminal Justice Services (OCJS) probation officers or directly to the adult and juvenile court systems. VPW also serves as the County's point of contact for agencies and community partners to connect volunteers with opportunities to serve throughout the County.

Measures (Dollar amounts expressed in thousands)	FY17 Actuals	FY18 Actuals	FY19 Actuals	FY20 Adopted	FY21 Adopted
Criminal Justice Services					
Local Criminal Justice Support	\$155	\$158	\$163	\$168	\$181
OCJS and General District Court placements	610	613	573	800	600
Community volunteers for short term community projects	35,335	30,139	31,157	30,000	30,000
Community service hours performed	12,600	11,646	20,280	20,000	20,000

VPW - Criminal Justice Services Measures Report Charts

OCJS and General District Court Placements

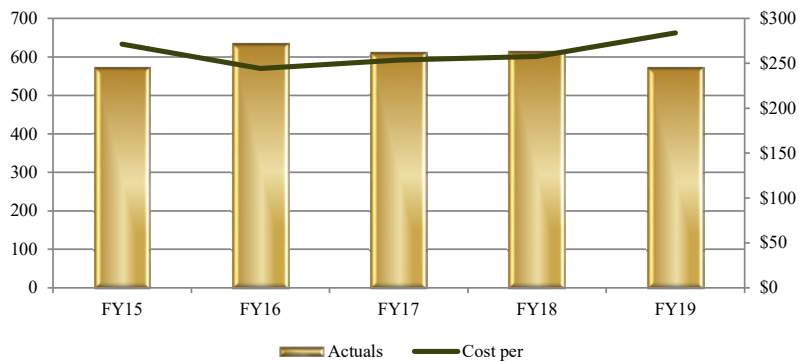


Chart 1 of 2

VPW Community Volunteers for Short Term Community Projects

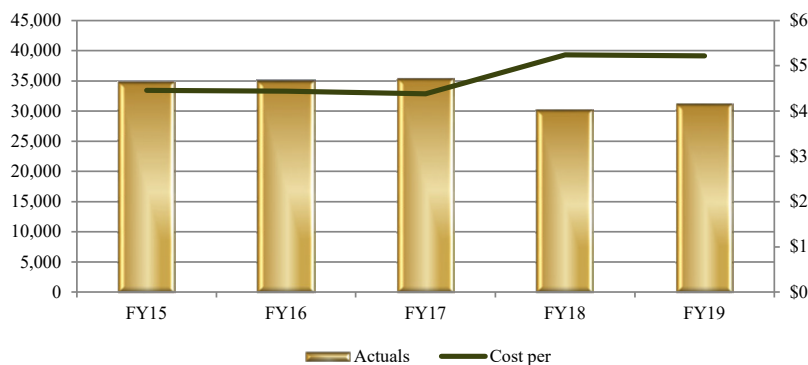


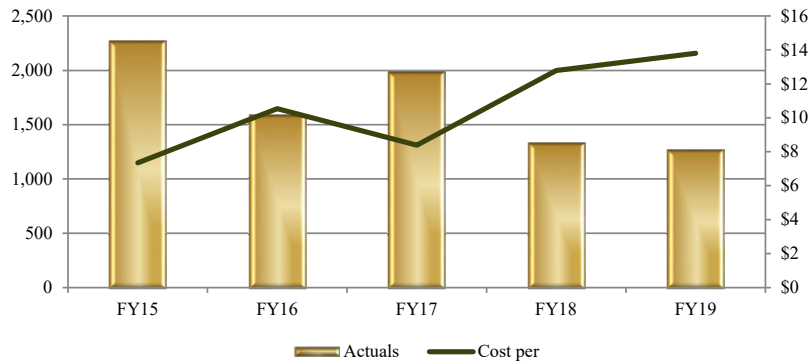
Chart 2 of 2

Community Partners

Measures (Dollar amounts expressed in thousands)	FY17 Actuals	FY18 Actuals	FY19 Actuals	FY20 Adopted	FY21 Adopted
Fire & Rescue					
Community Safety	\$17	\$17	\$18	\$18	\$19
Volunteer recruitment	1,989	1,329	1,269	1,500	1,500
Volunteer Outreach and Training	436,628	440,645	436,000	150,000	200,000

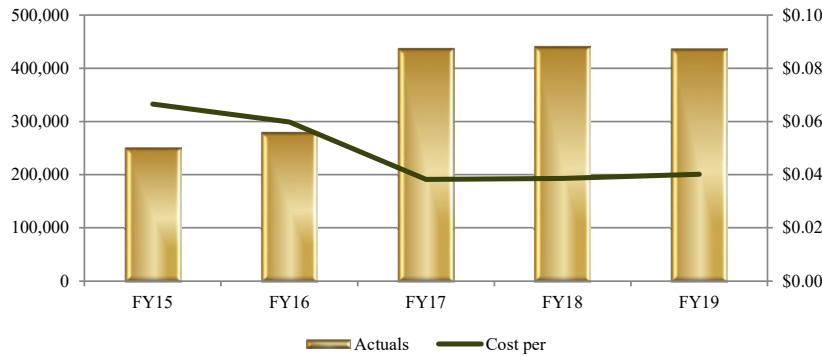
VPW - Fire & Rescue Measures Report Charts

Volunteer Recruitment



**Chart
1 of 2**

Volunteer Outreach and Training



**Chart
2 of 2**