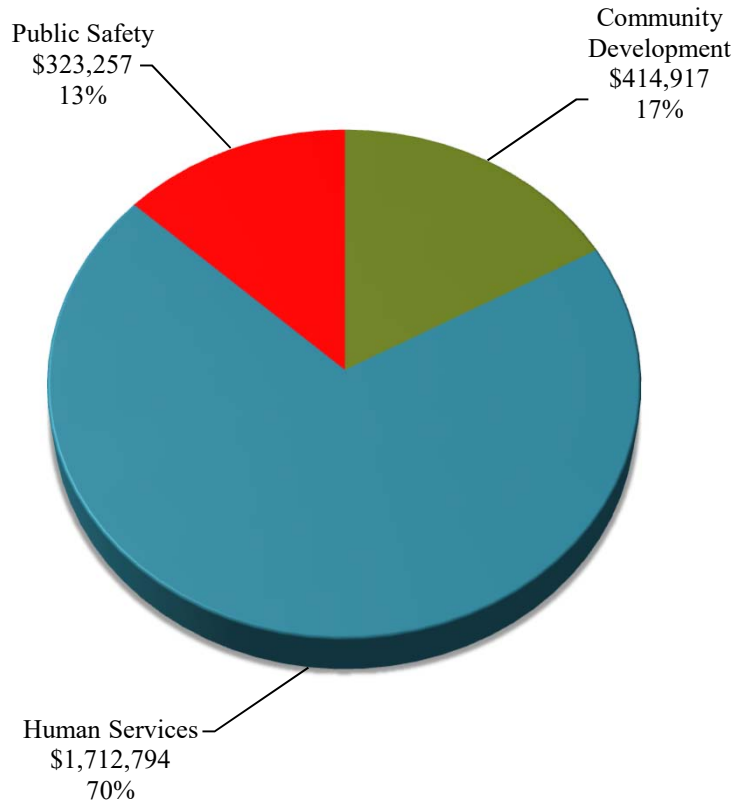


# Community Partners

## Donations by Functional Area



**Total Expenditure Budget: \$2,450,968**

## Partners

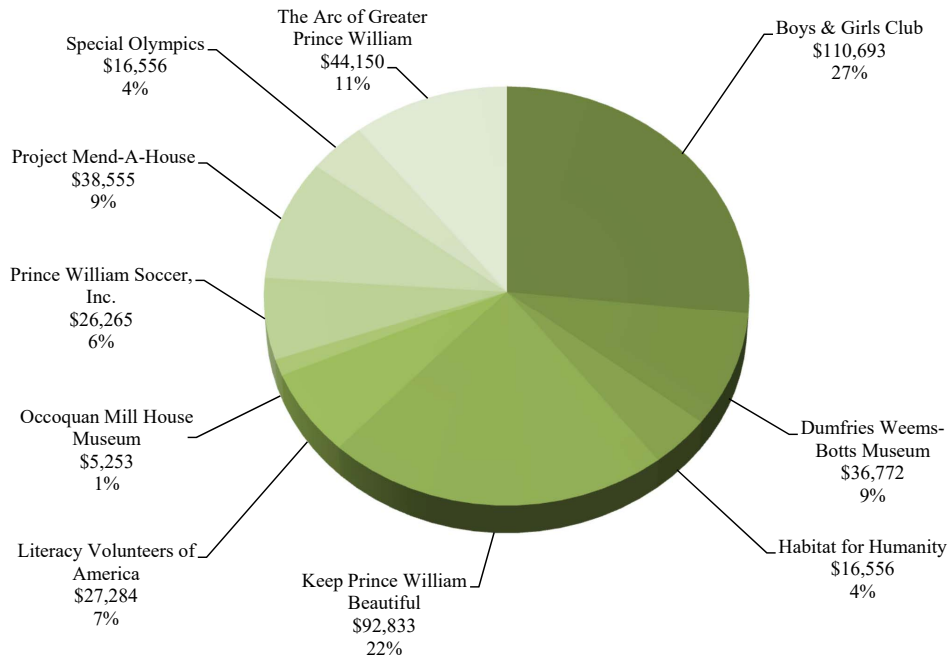
- Action in the Community Through Service
- American Red Cross
- The Arc of Greater Prince William
- Boys & Girls Club
- Catholics for Housing
- Dumfries Weems-Botts Museum
- Free Clinic
- Good Shepherd Housing Foundation
- Habitat for Humanity

- Independence Empowerment Center
- Keep Prince William Beautiful
- Legal Services of Northern Virginia
- Literacy Volunteers of America
- The Metropolitan Washington Ear
- Northern Virginia Family Service
- Occoquan Mill House Museum

- Prince William Humane Society
- Prince William Soccer, Inc.
- Project Mend-A-House
- Rainbow Riding Center
- Special Olympics
- StreetLight Community Outreach Ministries
- Transitional Housing BARN
- Volunteer Prince William

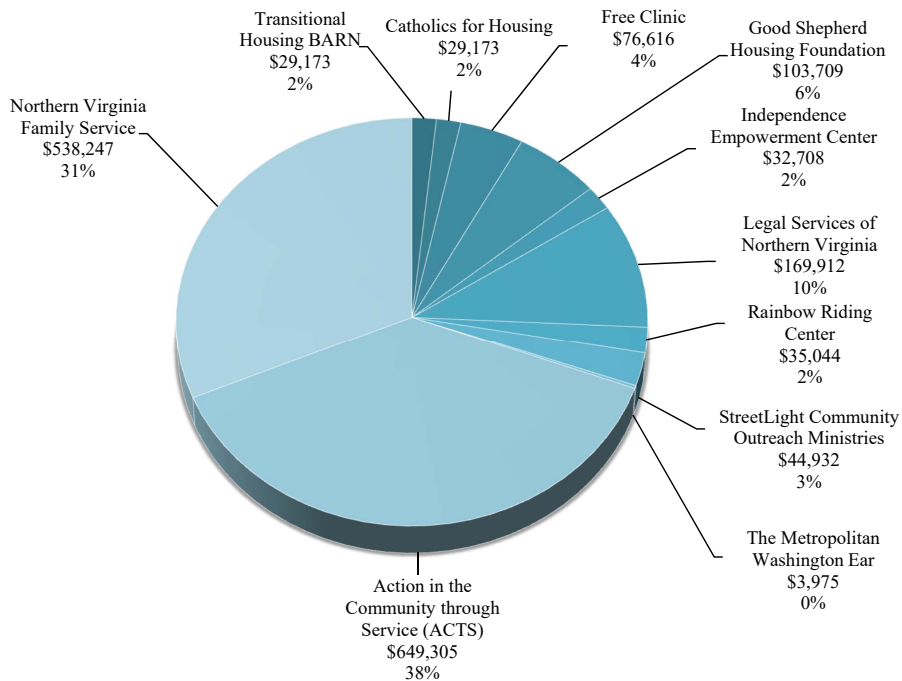
# Community Partners

## Community Development



**Total Expenditure Budget: \$414,917**

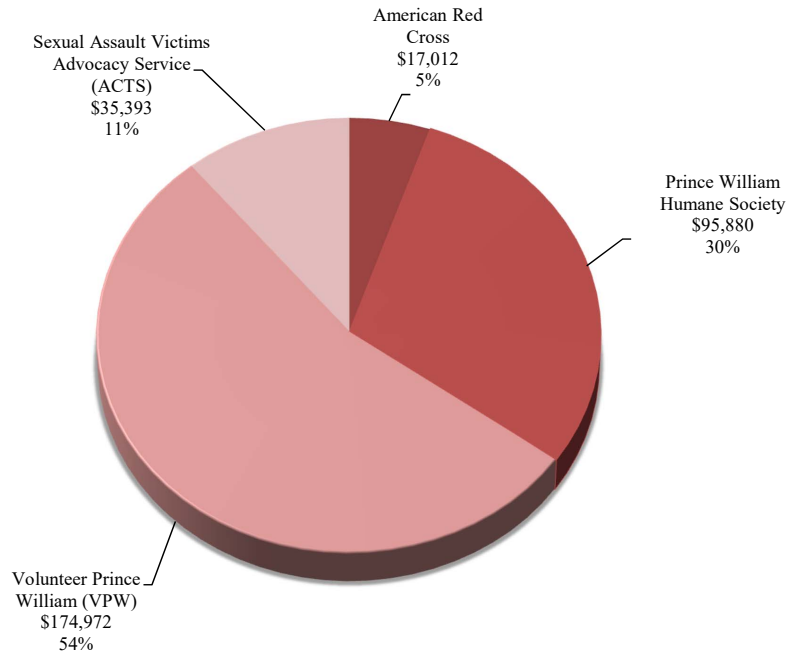
## Human Services



**Total Expenditure Budget: \$1,712,794**

# Community Partners

## Public Safety



**Total Expenditure Budget: \$323,257**

# Community Partners

The County works with numerous organizations to deliver effective and efficient services to the community. Community partners are non-profit organizations that receive funding directly from or through the County government. Typically, community partners help reduce the cost of services through the leveraging of scarce County resources with other funding sources and fundraising. Often County residents can receive direct services more quickly when community partners are utilized.

The funding provided to community partners can be categorized as follows:

- I. Donations** - These organizations receive funding via donation and in accordance with a memorandum of understanding that has defined service level targets. Performance is reviewed annually by the County agency that oversees the service delivery, known as the host agency. The annual financial statements for each partner receiving current year funding are reviewed by the Finance Department.
- II. Interjurisdictional Agreements** - These organizations receive funding according to formulae, criteria, or other requirements. This includes support of certain community infrastructure improvements approved by the Board of County Supervisors.
- III. Memberships** - The County chooses to be a member of some regional and/or national organizations.
- IV. Grants and Matching Funds** - These organizations receive funding provided from pass-through grants from the federal or state government and direct County grants that leverage other sources of funding.

## General Overview

**Community Partners Changes in FY2018** - Transitional Housing BARN, and Catholics for Housing are new community partners funded in FY18. The FY2018 Budget also includes a 2% increase for current community partners. Additionally, a new category for Action in the Community Through Service (ACTS) was included to account for additional funds provided to this Community Partner for Rapid Re-Housing.

The funding for ACTS Turning Points and West County Domestic Violence Shelter have been shifted to Emergency Shelter. The funding for Northern Virginia Family Service (NVFS) Healthlink and Housing Continuum Services at SERVE have been shifted to NVFS-SERVE Homeless Shelter.

# Community Partners

## Funding Provided to Community Partners

Host Agency	FY17 Adopted	FY18 Adopted	Funding Source
-------------	-----------------	-----------------	----------------

### I. DONATIONS: Funding provided via donation and in accordance with a memorandum of understanding

#### A. Aging

1 Independence Empowerment Center	\$32,067	\$32,708	General Fund
2 Legal Services of Northern Virginia	\$166,581	\$169,912	General Fund
<b>Total Aging</b>	<b>\$198,648</b>	<b>\$202,621</b>	

#### B. Commonwealth's Attorney

1 ACTS - Sexual Assault Victims Advocacy Service	\$34,699	\$35,393	General Fund
<b>Total Commonwealth's Attorney</b>	<b>\$34,699</b>	<b>\$35,393</b>	

#### C. Community Services

1 ACTS (Total)	\$403,319	\$411,386	General Fund
<i>Ia Behavioral Intervention Program</i>	\$6,370	\$6,498	
<i>Ib Helpline</i>	\$95,549	\$97,460	
<i>Ic Turning Points</i>	\$164,415	\$0	
<i>Id West County Domestic Violence Shelter</i>	\$136,985	\$0	
<i>Ie Emergency Shelter</i>	\$0	\$307,428	
2 Good Shepherd Housing Foundation	\$78,769	\$80,345	General Fund
3 Rainbow Riding Center	\$34,357	\$35,044	General Fund
<b>Total Community Services</b>	<b>\$516,446</b>	<b>\$526,775</b>	

#### D. Criminal Justice Services

1 Volunteer Prince William (VPW)	\$154,863	\$157,960	General Fund
<b>Total Criminal Justice Services</b>	<b>\$154,863</b>	<b>\$157,960</b>	

#### E. Fire & Rescue

1 American Red Cross	\$16,679	\$17,012	General Fund
2 Volunteer Prince William (VPW)	\$16,678	\$17,011	General Fund
<b>Total Fire &amp; Rescue</b>	<b>\$33,356</b>	<b>\$34,024</b>	

#### F. Library

1 Literacy Volunteers of America	\$26,749	\$27,284	General Fund
<b>Total Library</b>	<b>\$26,749</b>	<b>\$27,284</b>	

#### G. Parks & Recreation

1 The Arc of Greater Prince William	\$43,285	\$44,150	General Fund
2 Boys & Girls Club	\$108,522	\$110,692	General Fund
3 Prince William Soccer, Inc.	\$25,750	\$26,265	Transient Occupancy Tax
4 Special Olympics	\$16,232	\$16,556	General Fund
<b>Total Parks &amp; Recreation</b>	<b>\$193,788</b>	<b>\$197,664</b>	

# Community Partners

## Funding Provided to Community Partners

Host Agency	FY17 Adopted	FY18 Adopted	Funding Source
<b>H. Police</b>			
1 Prince William Humane Society	\$94,000	\$95,880	General Fund
<b>Total Police</b>	<b>\$94,000</b>	<b>\$95,880</b>	
<b>I. Public Health</b>			
1 Free Clinic	\$75,113	\$76,615	General Fund
2 Northern Virginia Family Service (Total)	\$119,076	\$82,637	General Fund
<i>2a HealthLink</i>	\$38,059	\$0	
<i>2b Pharmacy Central</i>	\$81,017	\$82,637	
3 The Metropolitan Washington Ear	\$3,897	\$3,975	General Fund
<b>Total Public Health</b>	<b>\$198,086</b>	<b>\$163,228</b>	
<b>J. Public Works</b>			
1 Dumfries Weems-Botts Museum	\$36,050	\$36,771	Transient Occupancy Tax
2 Habitat for Humanity	\$16,232	\$16,556	General Fund
3 Keep Prince William Beautiful - Litter Control	\$75,563	\$77,074	Solid Waste Fee
4 Keep Prince William Beautiful - Recycling	\$15,450	\$15,759	Solid Waste Fee
5 Occoquan Mill House Museum	\$5,150	\$5,253	Transient Occupancy Tax
6 Project Mend-A-House	\$37,799	\$38,555	General Fund
<b>Total Public Works</b>	<b>\$186,244</b>	<b>\$189,969</b>	
<b>K. Social Services</b>			
1 ACTS (Total)	\$204,653	\$237,919	General Fund
<i>1a Homeless Shelter</i>	\$150,950	\$153,969	
<i>1b Transitional Living</i>	\$53,703	\$54,777	
<i>1c Rapid Re-Housing</i>	\$0	\$29,173	
2 Transitional Housing BARN	\$0	\$29,173	
3 Catholics for Housing	\$0	\$29,173	
4 Good Shepherd Housing Foundation	\$22,905	\$23,363	General Fund
5 Northern Virginia Family Service (Total)	\$351,414	\$455,610	General Fund
<i>5a Healthy Families</i>	\$175,134	\$178,637	
<i>5b SERVE Homeless Shelter</i>	\$101,933	\$276,973	
<i>5c Housing Continuum Services at SERVE</i>	\$74,346	\$0	
6 StreetLight Community Outreach Ministries	\$15,450	\$44,932	General Fund
<b>Total Social Services</b>	<b>\$594,422</b>	<b>\$820,171</b>	
<b>TOTAL DONATIONS</b>	<b>\$2,231,301</b>	<b>\$2,450,968</b>	

# Community Partners

## Funding Provided to Community Partners

Host Agency	FY17 Adopted	FY18 Adopted	Funding Source
<b>II. <u>INTERJURISDICTIONAL AGREEMENTS:</u> Funding provided according to formulae, criteria, or other requirements</b>			
<b>A. <u>Adult Detention Center</u></b>			
1 Peumansend Creek Regional Jail Authority (Termination Date: 6/30/2017)	\$1,032,621	\$0	General Fund
<b>Total Adult Detention Center</b>	<b>\$1,032,621</b>	<b>\$0</b>	
<b>B. <u>Aging</u></b>			
1 Birmingham Green	\$1,374,370	\$1,467,557	General Fund
<b>Total Aging</b>	<b>\$1,374,370</b>	<b>\$1,467,557</b>	
<b>C. <u>Board of County Supervisors</u></b>			
1 PW Chamber of Commerce	\$7,000	\$7,000	General Fund
<b>Total Board of County Supervisors</b>	<b>\$7,000</b>	<b>\$7,000</b>	
<b>D. <u>Community Infrastructure Support</u></b>			
1 Hylton Performing Arts Center (Final debt service payment: 2/2030)	\$1,896,529	\$1,877,104	General Fund
2 Northern Virginia Community College	\$1,018,884	\$1,018,884	General Fund
3 Northern Virginia Criminal Justice Training Academy (Final debt service payment: 6/2026)	\$383,547	\$383,547	General Fund
<b>Total Community Infrastructure Support</b>	<b>\$3,298,960</b>	<b>\$3,279,535</b>	
<b>E. <u>Fire &amp; Rescue</u></b>			
1 National Capital Regional Intelligence Cntr	\$15,412	\$15,412	General Fund
<b>Total Fire &amp; Rescue</b>	<b>\$15,412</b>	<b>\$15,412</b>	
<b>F. <u>Parks &amp; Recreation</u></b>			
1 Freedom Aquatic and Fitness Center (Termination Date: 2/2018)	\$899,882	\$945,856	General Fund
<b>Total Parks &amp; Recreation</b>	<b>\$899,882</b>	<b>\$945,856</b>	
<b>G. <u>Public Works</u></b>			
1 Soil and Water Conservation District	\$237,264	\$242,009	Stormwater Fee
<b>Total Public Works</b>	<b>\$237,264</b>	<b>\$242,009</b>	
<b>H. <u>Transit</u></b>			
1 Potomac Rappahannock Transportation Commission	\$13,643,100	\$14,409,300	Motor Fuels Tax
2 Virginia Railway Express	\$5,968,406	\$5,363,372	NVTA 30% Funding
<b>Total Transit</b>	<b>\$19,611,506</b>	<b>\$19,772,672</b>	
<b>I. <u>Transportation</u></b>			
1 Stafford Regional Airport Commission	\$50,000	\$50,000	General Fund
<b>Total Transportation</b>	<b>\$50,000</b>	<b>\$50,000</b>	
<b>TOTAL INTERJURISDICTIONAL</b>	<b>\$26,527,014</b>	<b>\$25,780,040</b>	

# Community Partners

## Funding Provided to Community Partners

Host Agency	FY17 Adopted	FY18 Adopted	Funding Source
-------------	-----------------	-----------------	----------------

### III. MEMBERSHIPS: The County chooses to be a member of some regional and/or national organizations.

#### A. Board of County Supervisors

1	National Association of Counties	\$5,205	\$5,205	General Fund
2	Northern Virginia Regional Commission (NVRC)	\$259,466	\$262,948	General Fund
3	Virginia Association of Counties	\$88,440	\$88,440	General Fund
<b>Total Board of County Supervisors</b>		<b>\$353,111</b>	<b>\$356,593</b>	

#### B. Planning

1	Council of Governments	\$458,714	\$470,845	General Fund
<b>Total Planning</b>		<b>\$458,714</b>	<b>\$470,845</b>	

#### C. Transportation

1	Washington Airports Task Force	\$25,000	\$0	General Fund
<b>Total Transportation</b>		<b>\$25,000</b>	<b>\$0</b>	

#### D. Public Works

1	NVRC - Occoquan Watershed Mgmt Program	\$41,765	\$42,070	Stormwater Fee
2	NVRC - NoVA Waste Management Program	\$11,405	\$13,081	Solid Waste Fee
3	Occoquan Watershed Monitoring Lab	\$194,057	\$194,057	Stormwater Fee
<b>Total Public Works</b>		<b>\$247,227</b>	<b>\$249,208</b>	
<b>TOTAL MEMBERSHIPS</b>		<b>\$1,084,052</b>	<b>\$1,076,646</b>	

### IV. GRANTS AND MATCHING FUNDS: Funding provided by pass-through grants from other entities or County provided grants or matching funds

#### A. Aging

1	ACTS	\$10,000	\$10,000	State Pass-Through
2	Legal Services of Northern Virginia	\$8,500	\$8,500	Federal Pass-Through
3	Project Mend-A-House	\$10,000	\$12,000	State Pass-Through
<b>Total Aging</b>		<b>\$28,500</b>	<b>\$30,500</b>	

#### B. Community Services

1	Prince William Drop-In Center, Inc.	\$328,000	\$328,000	State Pass-Through
2	Little Jack Horner's Corner Bakery	\$27,000	\$27,000	State Pass-Through
<b>Total Community Services</b>		<b>\$355,000</b>	<b>\$355,000</b>	



# Community Partners

## Funding Provided to Community Partners

Host Agency	FY17 Adopted	FY18 Adopted	Funding Source
<b>C. Housing &amp; Community Development</b>			
1 CDBG Competitive Awards (Total)	\$443,950	\$265,000	Federal Pass-Through
<i>1a INSIGHT Acquisition</i>	\$225,000	\$225,000	
<i>1b Streetlight Community Outreach</i>	\$20,000	\$40,000	
<i>1c Community Borrowers Apartment Corporation</i>	\$198,950	\$0	
2 Emerg Solutions Grant Recipients (Total)	\$60,973	\$119,719	Federal Pass-Through
<i>2a ACTS - Emergency Shelter</i>	\$17,421	\$46,450	
<i>2b NVFS - Transitional Housing and SERVE Shelter</i>	\$43,552	\$73,269	
<b>Total Housing &amp; Community Development</b>	<b>\$504,923</b>	<b>\$384,719</b>	
<b>D. Parks &amp; Recreation</b>			
1 Arts Council Grants	\$193,000	\$193,000	General Fund
<b>Total Parks &amp; Recreation</b>	<b>\$193,000</b>	<b>\$193,000</b>	
<b>E. Public Works</b>			
1 Keep Prince William Beautiful	\$46,000	\$46,000	State Pass-Through
<b>Total Public Works</b>	<b>\$46,000</b>	<b>\$46,000</b>	
<b>F. Social Services</b>			
1 Supportive Housing Program Grant (Total)	\$595,949	\$595,949	Federal Pass-Through
<i>1a DSS - Homeless Mgt Info System</i>	\$36,230	\$36,230	
<i>1b BARN - Transitional Housing</i>	\$143,500	\$143,500	
<i>1c Good Shepherd Leasing Program</i>	\$130,755	\$130,755	
<i>1d Good Shepherd - Shepherd House I</i>	\$7,364	\$7,364	
<i>1e Good Shepherd Transitional Housing</i>	\$141,156	\$141,156	
<i>1f NVFS/SERVE Permnt Supprtve Housing</i>	\$136,944	\$136,944	
2 Promoting Safe and Stable Families (Total)	\$221,998	\$221,998	Federal Pass-Through
<i>2a ARC (Disability Respite/Interpreter Services)</i>	\$7,400	\$7,400	
<i>2b No Va Family Service (Healthy Families)</i>	\$48,711	\$48,711	
<i>2c VA Cooperative Extension (Parent Education)</i>	\$95,887	\$95,887	
<i>2d Dept of Social Svcs (Family Reunification)</i>	\$70,000	\$70,000	
<b>Total Social Services</b>	<b>\$817,947</b>	<b>\$817,947</b>	
<b>TOTAL GRANTS AND MATCHING FUNDS</b>	<b>\$1,945,370</b>	<b>\$1,827,166</b>	
<b>GRAND TOTAL</b>	<b>\$31,787,737</b>	<b>\$31,134,820</b>	

# Community Partners

## Community Partners In-Kind Donations

Host Agency	Community Partner	FY17 Adopted (Estimated Value)*	FY18 Adopted (Estimated Value)*
<b>A. Community Services</b>	<b>Rainbow Riding Center</b>	<b>\$52</b>	<b>\$52</b>
	<ol style="list-style-type: none"> <li>1. Provide mailbox in office.</li> <li>2. Provide conference room for monthly board meetings as</li> <li>3. Provide use of copier up to 10,300 copies annually. Estimated value of in-kind service is \$51.50.</li> </ol>		
<b>B. Library</b>	<b>Literacy Volunteers of America</b>	<b>\$1,110</b>	<b>\$1,110</b>
	<ol style="list-style-type: none"> <li>1. Provide photocopying support up to \$1,000 per fiscal year.</li> <li>2. Provide tutor training and event promotion through the Library System's website for 6 events per year. Estimated</li> </ol>		
<b>C. Public Works</b>	<b>Keep Prince William Beautiful</b>	<b>\$3,465</b>	<b>\$3,465</b>
	<ol style="list-style-type: none"> <li>1. Provide van and driver for the completion of a litter survey, no more than four times a year. Estimated value is \$1,220.</li> <li>2. Provide Adopt-a-Spot signs when required. Estimated value is \$865.</li> <li>3. Provide staff support for Adopt-a-Spot sign installation and VDOT location coordination. Estimated value is \$1,380.</li> </ol>		

\* Estimated values for in-kind donations are not included in the community partner donation totals.

# Community Partners

## Action in the Community Through Service (ACTS)

ACTS services to County residents include Helpline, a 24 hour/365 free confidential 24-hour telephone service to help callers with problem solving and crisis situations; Turning Points, the only domestic violence intervention program serving Prince William County; and SAVAS, the only sexual assault crisis center serving Prince William County. The ACTS Housing Services operates an Emergency Shelter, Transitional Housing, and permanent affordable housing.

Measures (Dollar amounts expressed in thousands)	FY14 Actual	FY15 Actual	FY16 Actual	FY17 Adopted	FY18 Adopted
<b>Commonwealth's Attorney</b>					
<b>Victim/Witness Support</b>	<b>\$34</b>	<b>\$35</b>	<b>\$35</b>	<b>\$35</b>	<b>\$35</b>
Sexual Assault Victims Advocacy Service (SAVAS) total clients served	899	1,083	1,095	1,000	1,000
SAVAS presentations given	153	120	145	125	125

### ACTS - Commonwealth's Attorney Measures Report Chart

SAVAS Total Clients Served

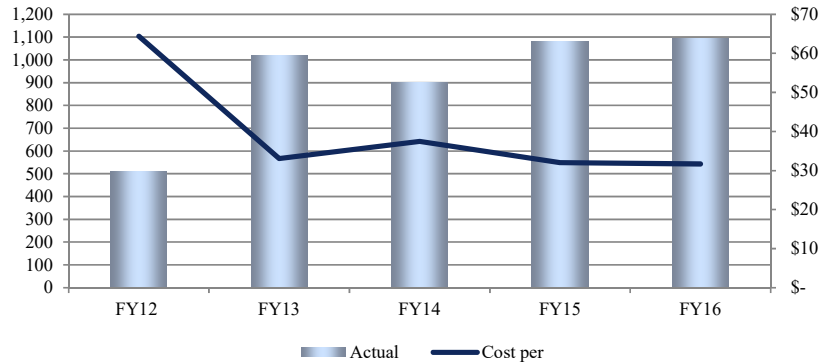


Chart  
1 of 1

# Community Partners

Measures (Dollar amounts expressed in thousands)	FY14 Actual	FY15 Actual	FY16 Actual	FY17 Adopted	FY18 Adopted
<b>Community Services</b>					
<b>Emergency Services</b>	<b>\$392</b>	<b>\$403</b>	<b>\$403</b>	<b>\$403</b>	<b>\$411</b>
Helpline Service Calls	42,841	30,000	30,000	35,622	35,622
Turning Points domestic violence clients served	4,603	4,500	4,500	4,548	-
Clients served at West County Domestic Violence Shelter	150	150	140	279	-
Emergency Shelter Clients Served	-	-	-	-	279
Number graduating from Behavioral Intervention Program	176	145	145	157	157

## ACTS - Community Services Measures Report Charts

Helpline Service Calls

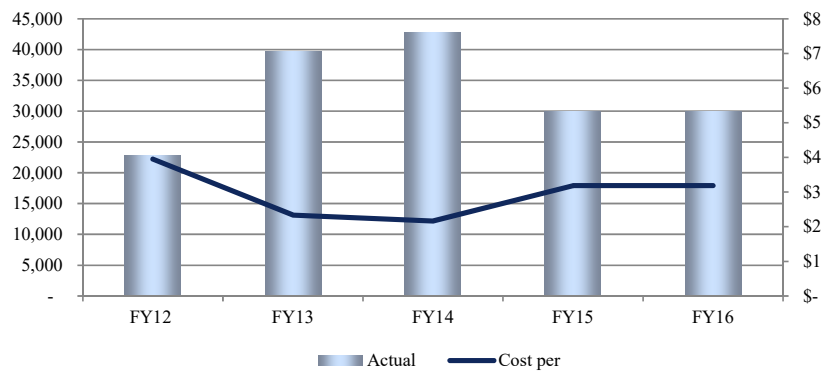


Chart 1 of 2

ACTS/Turning Points Total Domestic Violence Clients Served

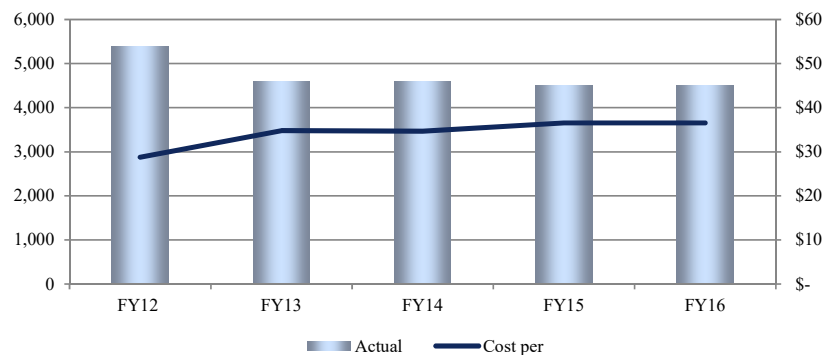


Chart 2 of 2

# Community Partners

Measures (Dollar amounts expressed in thousands)	FY14 Actual	FY15 Actual	FY16 Actual	FY17 Adopted	FY18 Adopted
<b>Social Services</b>					
<b>Homeless Emergency Shelter and Overnight Care</b>	\$199	\$205	\$205	\$205	\$238
Rapid Re-Housing	-	-	-	-	24
Shelter bed nights	3,173*	4,431	6,200	10,135	10,135
Shelter utilization rate	48%*	68%	95%	68%	77%
Transitional Living utilization rate	74%	85%	91%	91%	91%

\*The FY14 actuals reflect the fact that the ACTS Homeless Shelter was closed for CY13 due to water damage.

## ACTS - Social Services Measures Report Charts

ACTS Shelter Bed Nights

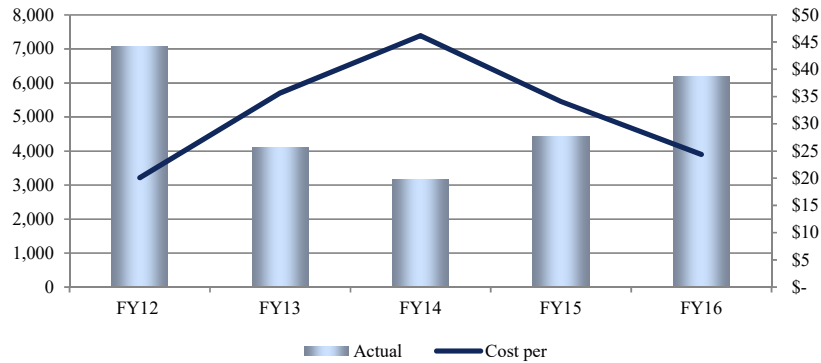


Chart 1 of 3

ACTS Homeless Shelter Utilization Rate

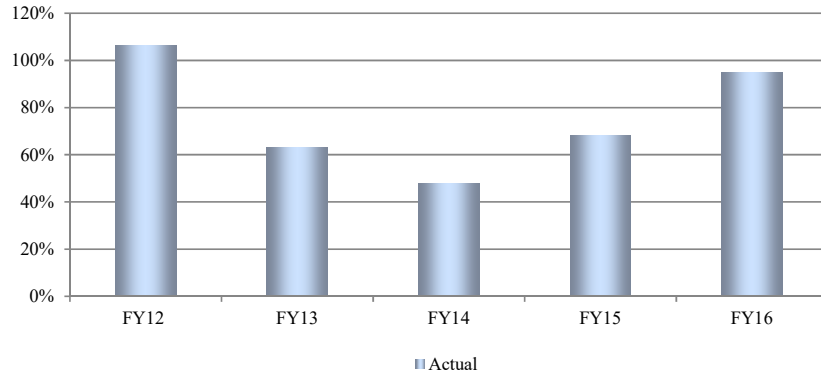


Chart 2 of 3

# Community Partners

## ACTS - Social Services Measures Report Charts

ACTS Transitional Living Utilization Rate

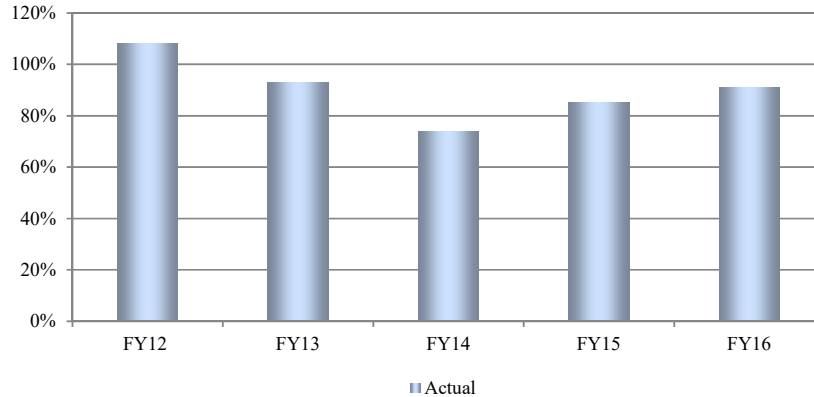


Chart 3 of 3

## American Red Cross

American Red Cross provides disaster relief assistance to residents affected by fire and flooding and is a partner in the County Emergency plan providing mass care-shelter and feeding in times of larger scale disasters. American Red Cross services are available to the entire County.

Measures (Dollar amounts expressed in thousands)	FY14 Actual	FY15 Actual	FY16 Actual	FY17 Adopted	FY18 Adopted
<b>Fire &amp; Rescue</b>					
<b>Community Safety</b>	\$16	\$17	\$17	\$17	\$17
Provide immediate emergency assistance to residents affected by disaster	585	369	390	550	550

## American Red Cross - Fire & Rescue Measures Report Chart

Provide Immediate Emergency Assistance to Residents Affected by Disaster

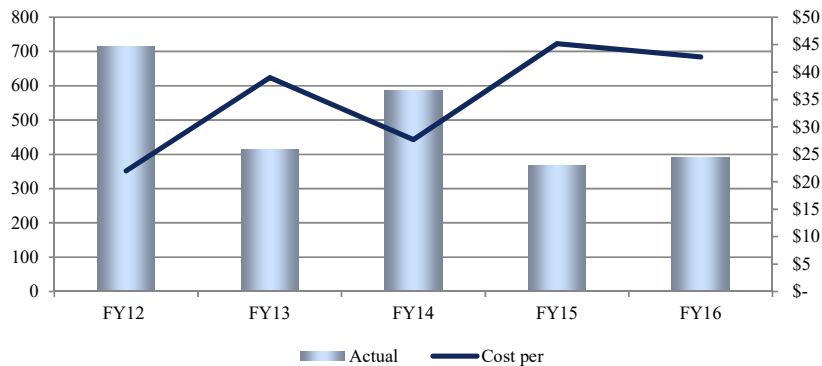


Chart 1 of 1

# Community Partners

## The Arc of Greater Prince William

The Arc provides targeted therapeutic recreation programs for youth and adults with intellectual disabilities.

Measures (Dollar amounts expressed in thousands)	FY14 Actual	FY15 Actual	FY16 Actual	FY17 Adopted	FY18 Adopted
<b>Parks &amp; Recreation</b>					
Recreation Services	\$42	\$43	\$43	\$43	\$44
Individuals in fitness programs	71	75	60	60	65
Number attending special events	1,070	1,134	1,172	1,140	1,175

### The Arc of Greater Prince William - Parks & Recreation Measures Report Charts

Individuals in Fitness Programs

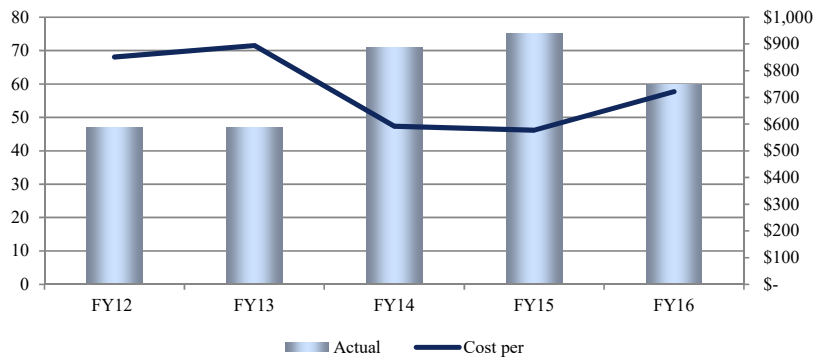


Chart 1 of 2

Number Attending Special Events

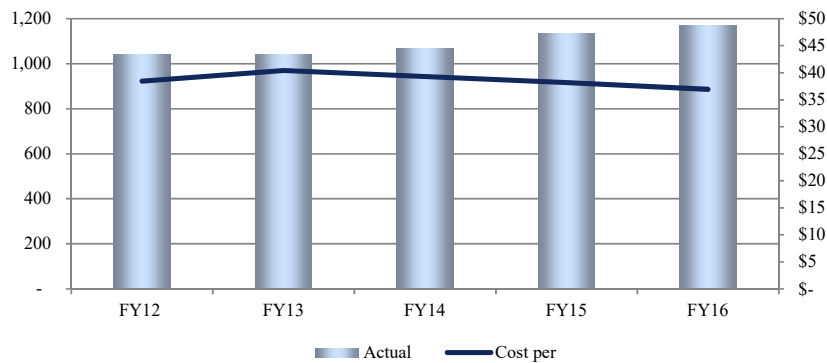


Chart 2 of 2

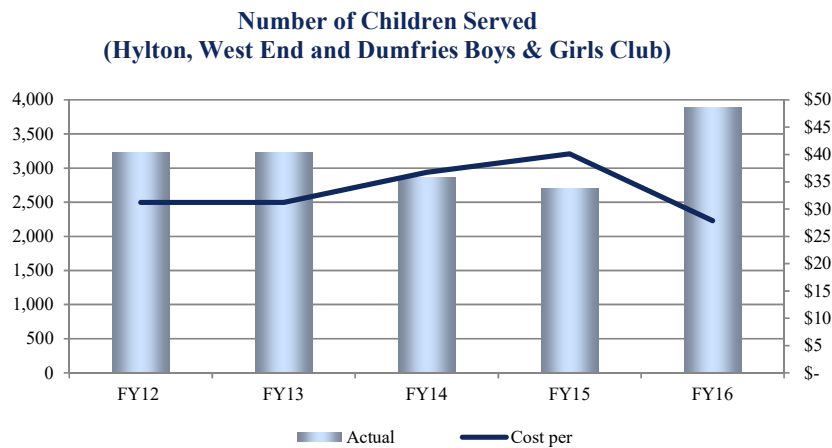
# Community Partners

## Boys & Girls Club (B&GC)

B&GC supports positive youth development in a welcoming and safe environment. School age children ages 5-18 participate in a variety of activities that enhance educational goals, leadership development, and life skills.

Measures (Dollar amounts expressed in thousands)	FY14 Actual	FY15 Actual	FY16 Actual	FY17 Adopted	FY18 Adopted
<b>Parks &amp; Recreation</b>					
Administration and Communication	\$105	\$109	\$109	\$109	\$111
Number of children served (Hylton, West End and Dumfries Boys & Girls Club)	2,868	2,705	3,892	2,705	3,300

### B&GC - Parks & Recreation Measures Report Chart



**Chart**  
1 of 1

## Catholics for Housing (CFH)

CFH provide affordable housing opportunities to low-to-moderate income households throughout Northern Virginia. The continuum of housing of CFH provide the ability to help participants understand how to obtain and sustain an adequate home.

Measures (Dollar amounts expressed in thousands)	FY14 Actual	FY15 Actual	FY16 Actual	FY17 Adopted	FY18 Adopted
<b>Social Services</b>					
Homeless Initiative	-	-	-	-	\$29
Provided life skills training on a daily basis	-	-	-	-	100



# Community Partners

## Dumfries Weems-Botts Museum

The museum, operated by Historic Dumfries, Virginia, Inc., features the history of Dumfries, Virginia's oldest chartered town.

Measures (Dollar amounts expressed in thousands)	FY14 Actual	FY15 Actual	FY16 Actual	FY17 Adopted	FY18 Adopted
<b>Public Works</b>					
Historic Preservation	\$35	\$36	\$36	\$36	\$37
Museum attendance	13,520	16,962	17,500	10,000	18,000
Volunteer hours	4,180	4,020	4,040	4,100	4,100

### Dumfries Weems-Botts Museum - Public Works Measures Report Chart

Museum Attendance

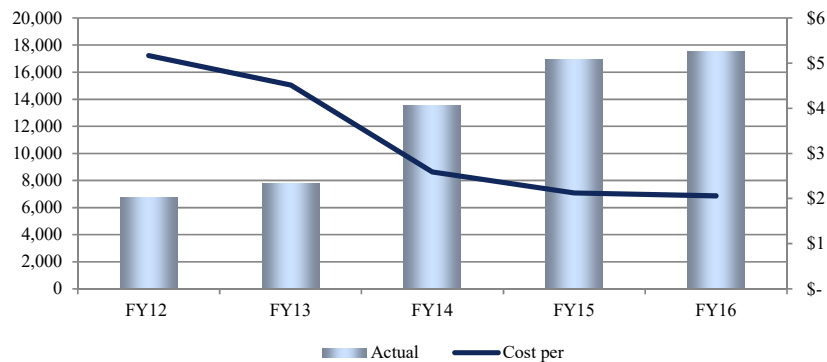


Chart  
1 of 1

# Community Partners

## Free Clinic

The Free Clinic provides a permanent patient-centered medical home to County residents. Free services include diagnostic studies, specialty care and referrals, case management, patient education, medication assistance, and preventive care. The Free Clinic serves uninsured indigent patients meeting 125% of the state poverty guidelines.

Measures (Dollar amounts expressed in thousands)	FY14 Actual	FY15 Actual	FY16 Actual	FY17 Adopted	FY18 Adopted
<b>Public Health</b>					
<b>General Medicine</b>	\$73	\$75	\$75	\$75	\$77
Free Clinic patients served	2,780	2,766	2,413	3,100	2,750

### Free Clinic - Public Health Measures Report Chart

Free Clinic Patients Served

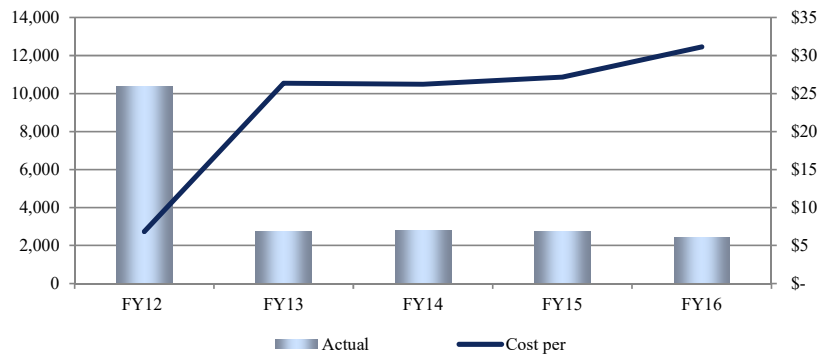


Chart  
1 of 1

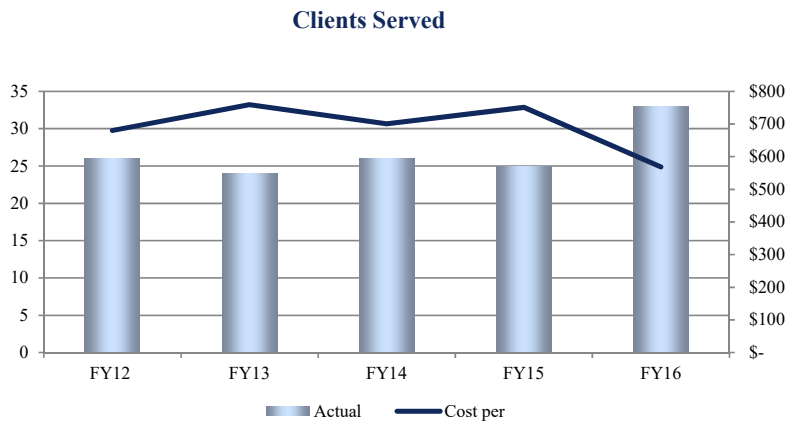
# Community Partners

## Good Shepherd Housing Foundation (GSHF)

GSHF provides housing for chronically mentally ill adults and chronic low-income families in the community. Services include case management, rental assistance, supportive services (transportation, assistance toward childcare), and emergency funding to families in the program. Case management to the chronically mentally ill is provided through Community Services.

Measures (Dollar amounts expressed in thousands)	FY14 Actual	FY15 Actual	FY16 Actual	FY17 Adopted	FY18 Adopted
<b>Community Services</b>					
<b>Mental Health Residential Services</b>	<b>\$18</b>	<b>\$19</b>	<b>\$19</b>	<b>\$79</b>	<b>\$80</b>
Clients served by Good Shepherd Housing Foundation	26	25	33	28	28

### GSHF - Community Services Measures Report Chart



**Chart  
1 of 1**

# Community Partners

Measures (Dollar amounts expressed in thousands)	FY14 Actual	FY15 Actual	FY16 Actual	FY17 Adopted	FY18 Adopted
<b>Social Services</b>					
<b>Homeless Emergency Shelter and Overnight Care</b>	\$22	\$23	\$23	\$23	\$23
Good Shepherd Housing Partnership families served	4	4	4	4	4

## GSHF - Social Services Measures Report Chart

Families Served

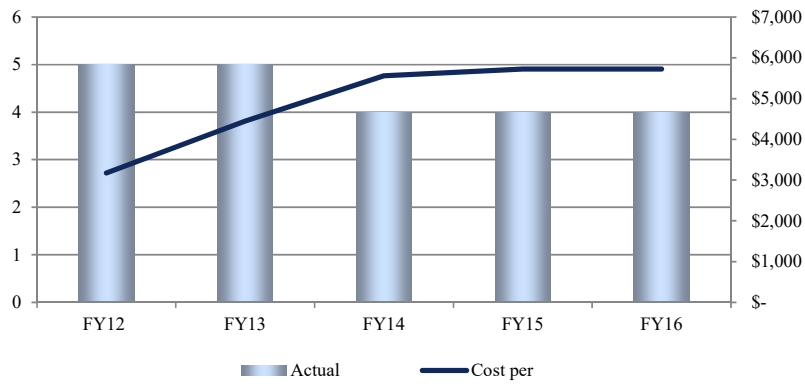


Chart  
1 of 1

# Community Partners

## Habitat for Humanity

Habitat provides volunteer assistance for graffiti abatements and property repairs for low income, elderly, or disabled County homeowners in violation of county code.

Measures (Dollar amounts expressed in thousands)	FY14 Actual	FY15 Actual	FY16 Actual	FY17 Adopted	FY18 Adopted
<b>Public Works</b>					
<b>Neighborhood Services</b>	\$16	\$16	\$16	\$16	\$17
Administer and coordinate graffiti abatement projects	5	0	0	5	5
Administer and coordinate property maintenance projects	8	17	5	13	13

### Habitat for Humanity - Public Works Measures Report Chart

Administer and Coordinate Property Maintenance Projects

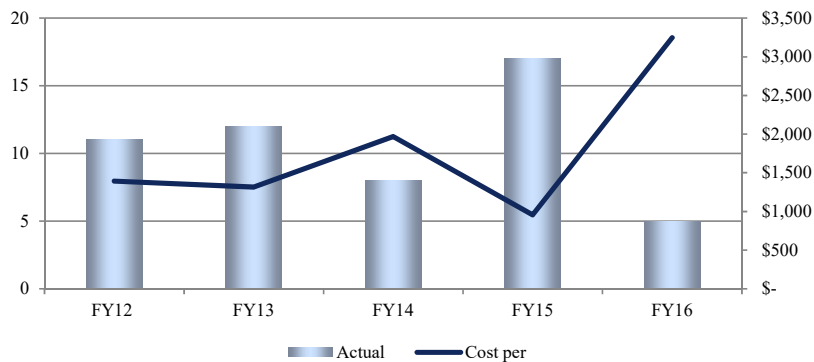


Chart  
1 of 1

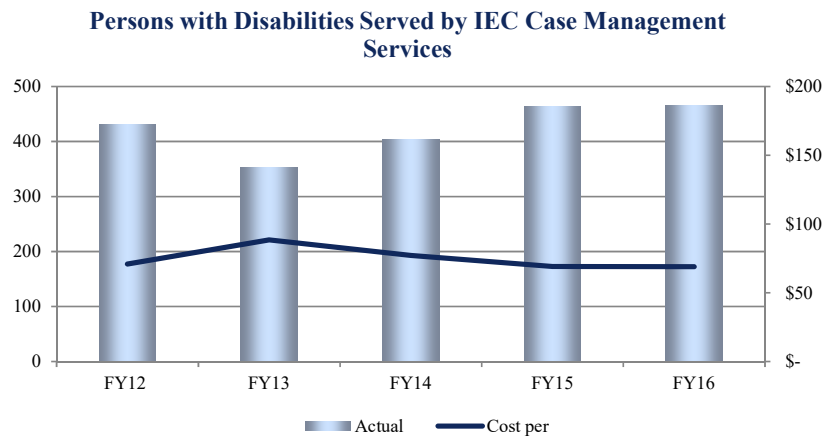
# Community Partners

## Independence Empowerment Center (IEC)

IEC provides supportive services to persons with disabilities, which allow them to remain in or return to their homes, direct training on independent living skills, Medicaid waiver program coordination, and educational assistance to schoolchildren, and their families. The IEC serves County residents of all ages with any type of disability.

Measures (Dollar amounts expressed in thousands)	FY14 Actual	FY15 Actual	FY16 Actual	FY17 Adopted	FY18 Adopted
<b>Aging</b>					
Supportive Services	\$31	\$32	\$32	\$32	\$33
Persons with disabilities served by IEC case management services	404	464	465	428	454

### IEC - Aging Measures Report Chart



**Chart**  
1 of 1

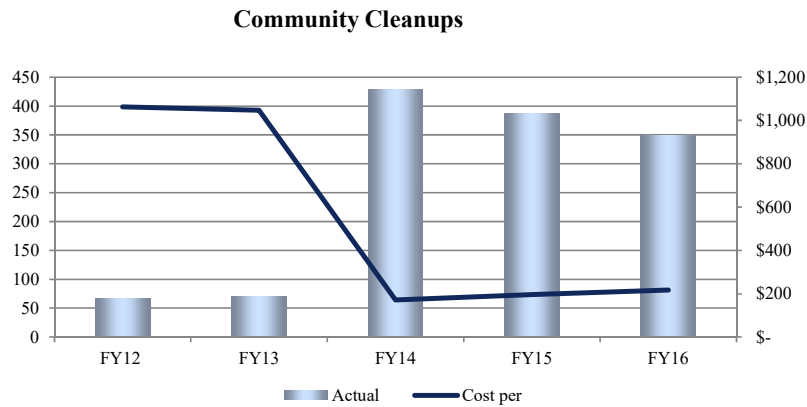
# Community Partners

## Keep Prince William Beautiful (KPWB)

KPWB educates school children, civic associations and community groups on litter removal, recycling, and water quality through the following programs: Adopt-a-Spot, semi-annual community cleanup campaigns, clean shopping center program, county-wide litter surveys, and the Speakers Bureau.

Measures (Dollar amounts expressed in thousands)	FY14 Actual	FY15 Actual	FY16 Actual	FY17 Adopted	FY18 Adopted
<b>Public Works</b>					
<b>Solid Waste - Litter Control</b>	\$73	\$76	\$76	\$76	\$77
Clean shopping center participants (centers)	42	50	12	50	50
Community Cleanups	428	387	349	90	90

### KPWB - Public Works Measures Report Chart

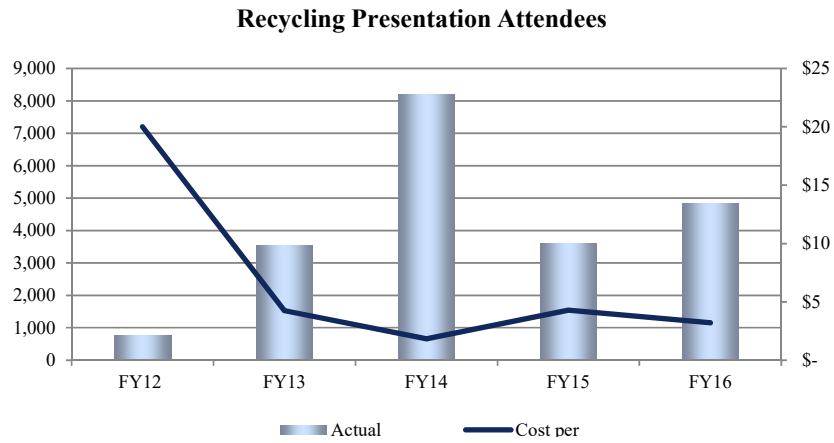


**Chart**  
1 of 1

# Community Partners

Measures (Dollar amounts expressed in thousands)	FY14 Actual	FY15 Actual	FY15 Actual	FY17 Adopted	FY18 Adopted
<b>Public Works</b>					
<b>Solid Waste - Recycling</b>	\$15	\$15	\$15	\$15	\$16
Recycling presentation attendees (youth and adults)	8,182	3,604	4,847	5,000	5,000

## KPWB - Public Works Measures Report Chart



**Chart**  
1 of 1



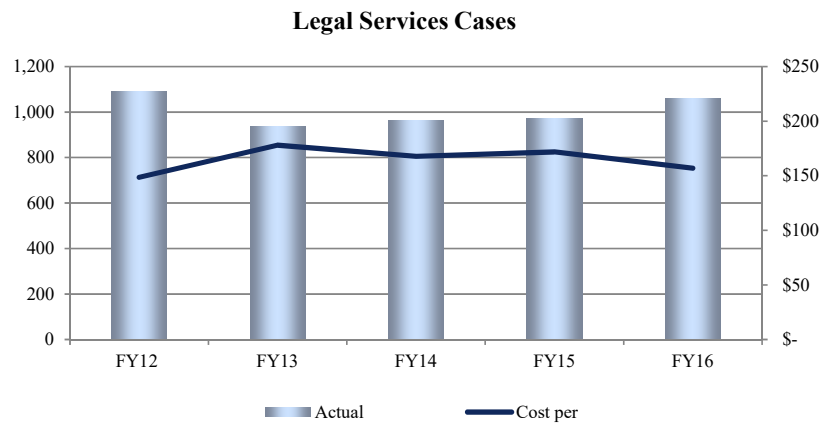
# Community Partners

## Legal Services of Northern Virginia (LSNV)

LSNV provides critical civil legal services free of charge to elderly, disabled, or low income individuals and families in Prince William County in order to maintain adequate shelter, income, family stability, and medical care.

Measures (Dollar amounts expressed in thousands)	FY14 Actual	FY15 Actual	FY16 Actual	FY17 Adopted	FY18 Adopted
<b>Aging</b>					
<b>Senior Centers</b>	\$162	\$167	\$167	\$167	\$170
Legal services cases	964	970	1,061	1,100	1,100
Contribution per PWC client (Actual Dollar Amount)	\$168	\$171	\$157	\$155	\$155
Contribution per PWC household member benefit (Actual Dollar Amount)	\$68	\$68	\$67	\$63	\$61

### LSNV - Aging Measures Report Chart



**Chart**  
1 of 1

# Community Partners

## Literacy Volunteers of America - Prince William, Inc. (LVA-PW)

LVA-PW volunteers provide free basic literacy, English as a second language, computer and workplace literacy, Pre-General Equivalency Diploma (GED) and GED tutoring, and English for Speakers of Other Languages (ESOL)/civics tutoring services to adults in the community.

Measures (Dollar amounts expressed in thousands)	FY14 Actual	FY15 Actual	FY16 Actual	FY17 Adopted	FY18 Adopted
<b>Library</b>					
<b>Public Services Management</b>	\$26	\$27	\$27	\$27	\$27
Literacy Volunteer hours	15,003	14,696	15,078	14,700	15,550
Adults served	667	678	712	655	730

### LVA-PW - Library Measures Report Charts

Literacy Volunteer Hours Provided for Adults

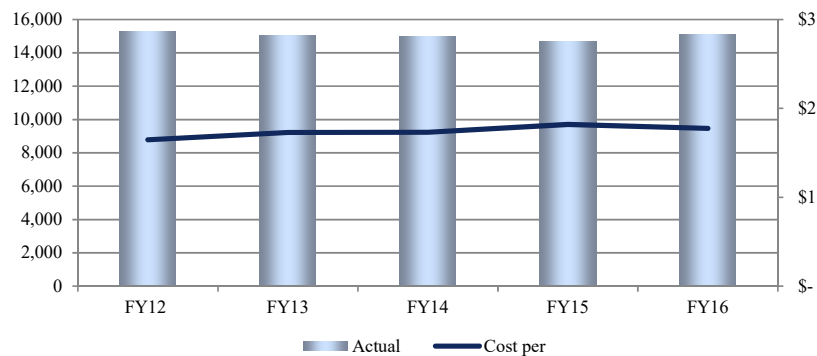


Chart  
1 of 2

Number of Adults Served

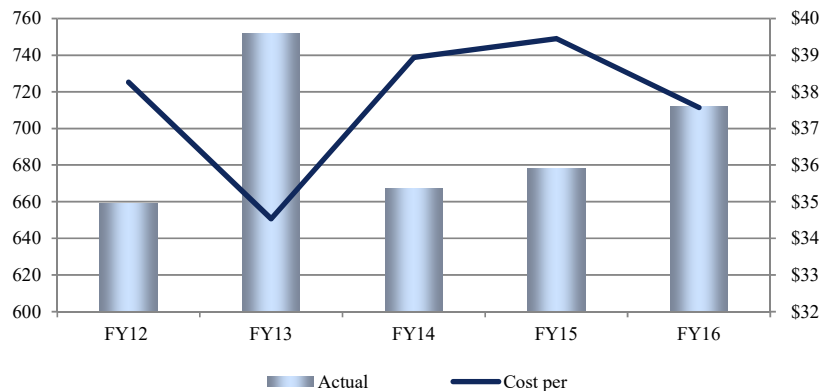


Chart  
2 of 2

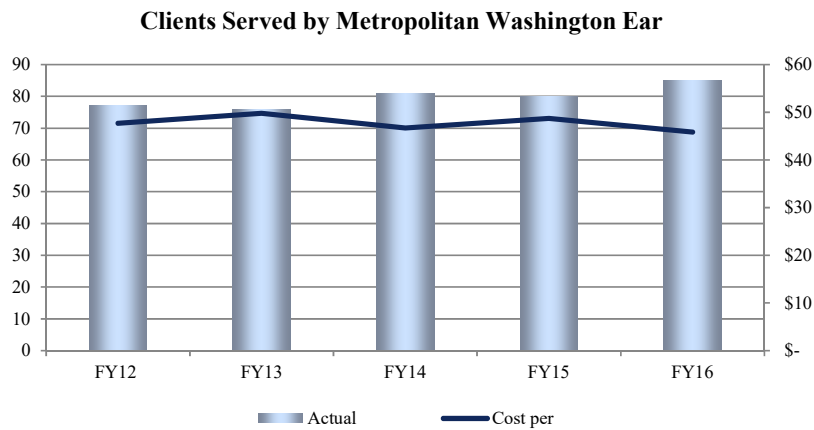
# Community Partners

## The Metropolitan Washington Ear, Inc.

Washington Ear provides radio reading services, dial-in information newspaper, and magazine services to blind, visually impaired, and disabled individuals who can no longer read ordinary print.

Measures (Dollar amounts expressed in thousands)	FY14 Actual	FY15 Actual	FY16 Actual	FY17 Adopted	FY18 Adopted
<b>Public Health</b>					
General Medicine	\$4	\$4	\$4	\$4	\$4
Clients served by Washington Ear	81	80	85	83	85

### Washington Ear - Public Health Measures Report Chart



**Chart**  
1 of 1

# Community Partners

## Northern Virginia Family Service (NVFS)

NVFS services to County residents include rapid rehousing, transitional and permanent housing programs for low-income and extremely-low income clients; temporary emergency shelter, housing location services, children's services and life skills; and parenting support, child abuse prevention and linkage to consistent child health care providers for County families at risk for poor childhood outcomes.

Measures (Dollar amounts expressed in thousands)	FY14 Actual	FY15 Actual	FY16 Actual	FY17 Adopted	FY18 Adopted
<b>Public Health</b>					
<b>General Medicine</b>	\$129	\$133	\$133	\$119	\$83
Clients served by NVFS Healthlink	1,050	368	750	800	-
% of clients reporting an improvement in their health status served by Pharmacy Central	98%	99%	95%	100%	100%

### NVFS - Public Health Measures Report Charts

Clients Served by NVFS Healthlink

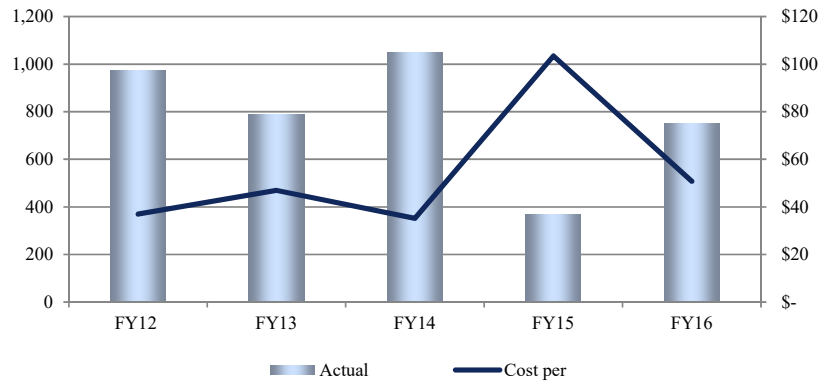


Chart 1 of 2

% of Clients Reporting an Improvement in their Health Status

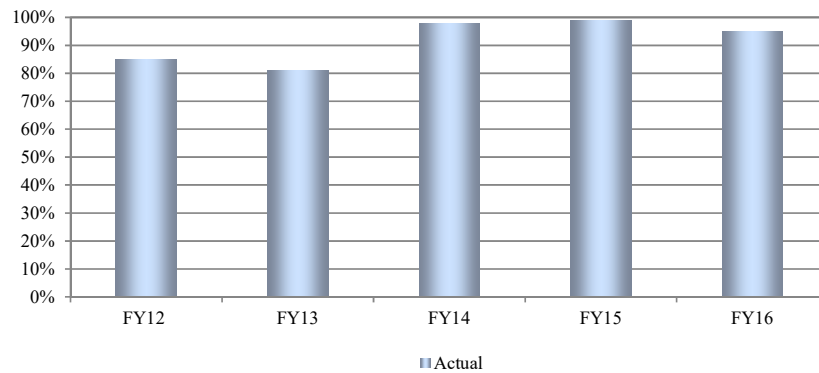


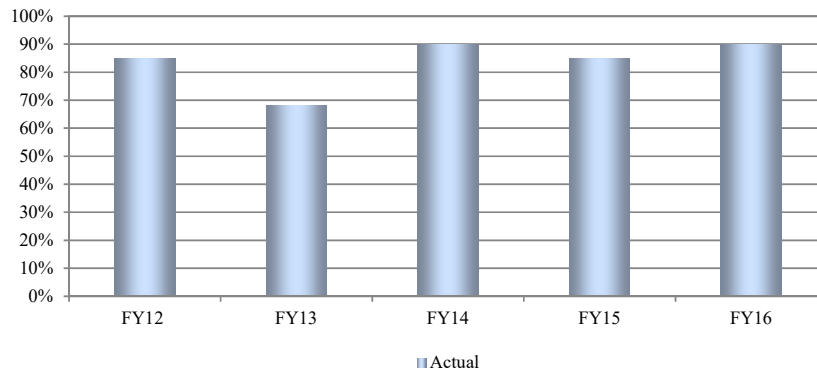
Chart 2 of 2

# Community Partners

Measures (Dollar amounts expressed in thousands)	FY14 Actual	FY15 Actual	FY16 Actual	FY17 Adopted	FY18 Adopted
<b>Social Services</b>					
<b>Child Welfare, Homeless Emergency Shelter and Overnight Care</b>	\$341	\$351	\$351	\$351	\$456
Healthy families children assigned a primary health care provider within two months of enrollment	98%	100%	94%	95%	95%
SERVE shelter utilization rate	90%	85%	90%	85%	85%
SERVE Housing Continuum Transitional Living utilization rate	90%	90%	90%	90%	-

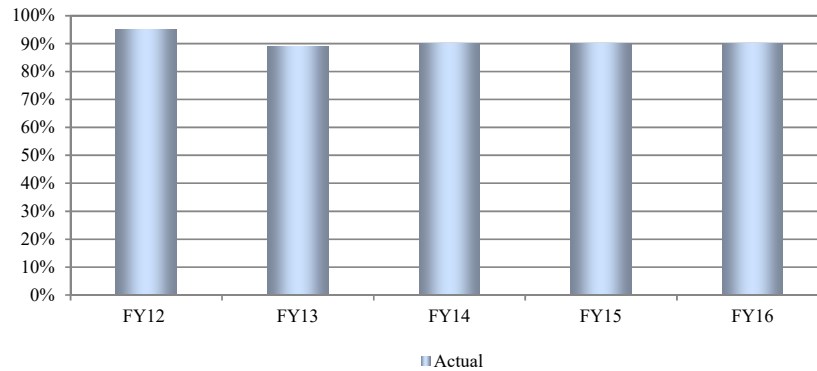
## NVFS - Social Services Measures Report Charts

**SERVE Shelter Utilization Rate**



**Chart 1 of 2**

**Transitional Living Utilization Rate**



**Chart 2 of 2**

# Community Partners

## Occoquan Mill House Museum

The Mill House Museum contains an eclectic collection of artifacts related to Occoquan's history and the surrounding area.

Measures (Dollar amounts expressed in thousands)	FY14 Actual	FY15 Actual	FY16 Actual	FY17 Adopted	FY18 Adopted
<b>Public Works</b>					
<b>Historic Preservation</b>	\$5	\$5	\$5	\$5	\$5
Museum attendance	17,735	15,819	16,216	17,500	17,500
Volunteer hours	275	275	320	350	320

### Occoquan Mill House Museum - Public Works Measures Report Chart

Museum Attendance

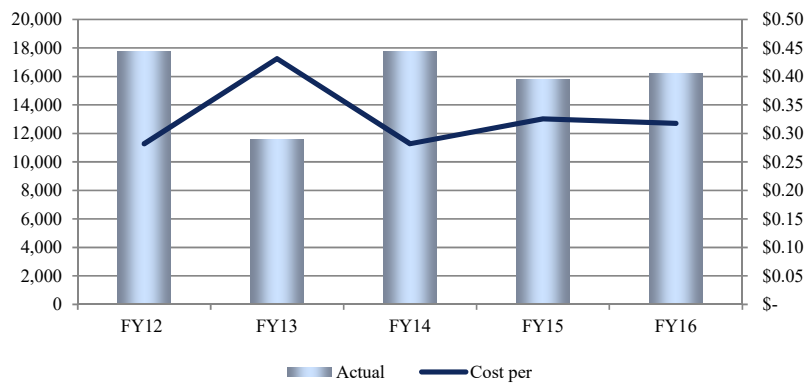


Chart  
1 of 1

## Prince William Humane Society

Promote animal welfare and adoption of homeless pets.

Measures (Dollar amounts expressed in thousands)	FY14 Actual	FY15 Actual	FY16 Actual	FY17 Adopted	FY18 Adopted
<b>Police</b>					
<b>Homeless Pet Adoption</b>	-	-	-	\$94	\$96
Rehome homeless pets from Prince William County Animal Shelter	-	-	-	200	200
Offsite Adoption Center will be open to the public (hours)	-	-	-	-	520

# Community Partners

## Prince William Soccer, Inc. (PWSI)

PWSI provides recreation opportunities for players of all backgrounds and abilities.

Measures (Dollar amounts expressed in thousands)	FY14 Actual	FY15 Actual	FY16 Actual	FY17 Adopted	FY18 Adopted
<b>Parks &amp; Recreation</b>					
Administration and Communications	\$25	\$26	\$26	\$26	\$26
Participants served	6,800	6,800	7,000	7,000	7,000

### PWSI - Parks & Recreation Measures Report Chart

Participants Served

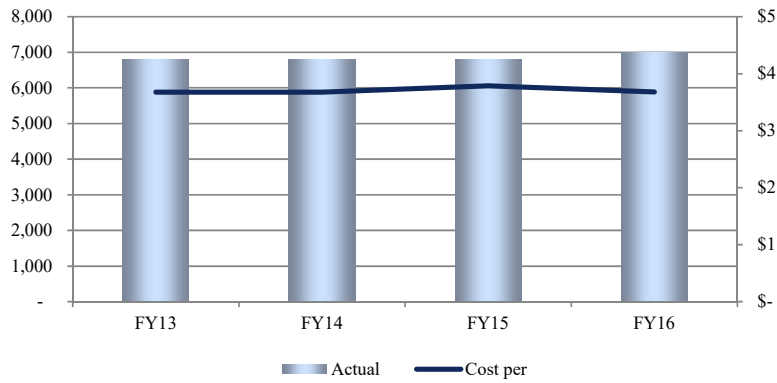


Chart  
1 of 1

# Community Partners

## Project Mend-A-House (PMAH)

PMAH provides home renovation services to enable vulnerable disabled, elderly, and low-income residents to remain in their homes, including those residents whose homes are in sufficient disrepair as to be in violation of county codes.

Measures (Dollar amounts expressed in thousands)	FY14 Actual	FY15 Actual	FY16 Actual	FY17 Adopted	FY18 Adopted
<b>Public Works</b>					
Neighborhood Services	\$37	\$38	\$38	\$38	\$39
Total home improvement/modification projects	453	648	600	450	450

### PMAH - Public Works Measures Report Chart

Total Home Improvement/Modification Projects

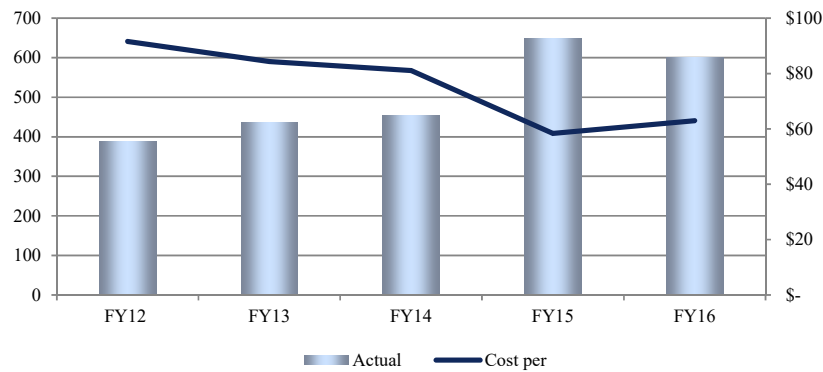


Chart  
1 of 1



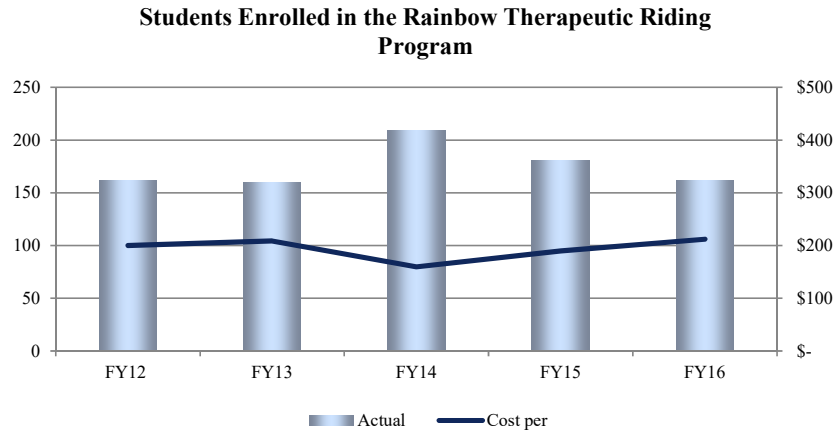
# Community Partners

## Rainbow Riding Center

Rainbow Riding Center provides therapeutic equestrian activities to individuals with physical and mental challenges. Rainbow clients are children, teens, and adults; recuperating soldiers from Walter Reed Medical Center; and at risk youth.

Measures (Dollar amounts expressed in thousands)	FY14 Actual	FY15 Actual	FY16 Actual	FY17 Adopted	FY18 Adopted
<b>Community Services</b>					
<b>Administrative Services</b>	\$33	\$34	\$34	\$34	\$35
Students enrolled in the Rainbow Therapeutic Riding program	209	181	162	200	200

### Rainbow Riding Center - Community Services Measures Report Chart



**Chart**  
1 of 1

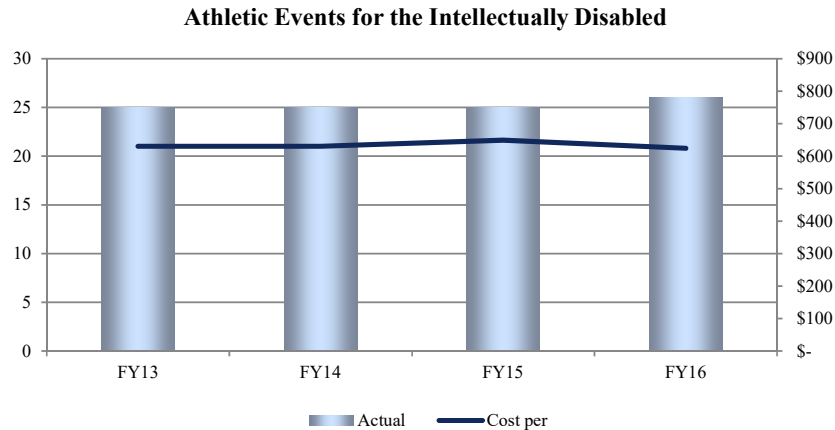
# Community Partners

## Special Olympics

Special Olympics serves more than 200 athletes in Prince William County. Sports training programs are offered in athletics, aquatics, basketball, bocce, bowling, floor hockey, golf, powerlifting, skiing, soccer, tennis, and a program for children 2-7 years called the Young Athlete program through a network of volunteers; athletes pay nothing to participate.

Measures (Dollar amounts expressed in thousands)	FY14 Actual	FY15 Actual	FY16 Actual	FY17 Adopted	FY18 Adopted
<b>Parks &amp; Recreation</b>					
Recreation Services	\$16	\$16	\$16	\$16	\$17
Athletic events for the intellectually disabled	25	25	26	26	27

### Special Olympics - Parks & Recreation Measures Report Chart



**Chart**  
1 of 1

# Community Partners

## StreetLight Community Outreach Ministries

StreetLight's supported housing program provides group homes for homeless adults with supported services including budgeting, substance abuse, employment counsel, career development, and volunteer mentoring.

Measures (Dollar amounts expressed in thousands)	FY14 Actual	FY15 Actual	FY16 Actual	FY17 Adopted	FY18 Adopted
<b>Social Services</b>					
<b>Homeless Emergency Shelter and Overnight Care</b>	\$15	\$15	\$15	\$15	\$45
Clients maintain safe, permanent housing	100%	100%	91%	90%	90%
Clients maintaining sobriety	91%	89%	82%	100%	89%

## Transitional Housing BARN

Transitional Housing BARN provides families housing and access to supportive services to promote healing, growth, and self-sufficiency.

Measures (Dollar amounts expressed in thousands)	FY14 Actual	FY15 Actual	FY16 Actual	FY17 Adopted	FY18 Adopted
<b>Social Services</b>					
<b>Rapid Re-Housing</b>	-	-	-	-	\$29
Households obtain and remain in permanent self-sufficient housing	-	-	-	-	24

# Community Partners

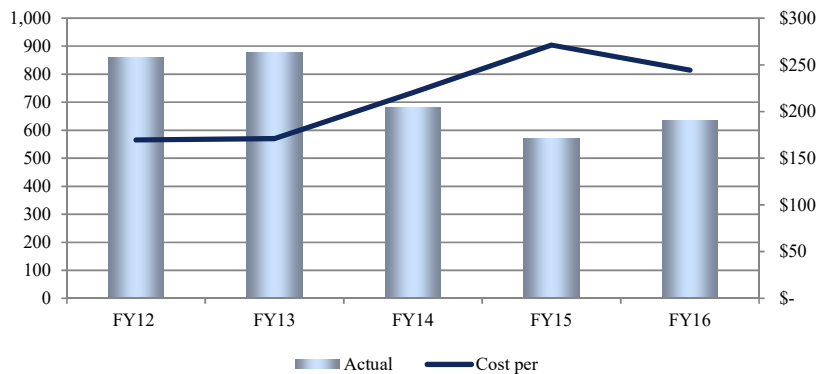
## Volunteer Prince William (VPW)

VPW places and tracks court-ordered community service clients and provides written reports to Criminal Justice Services (OCJS) probation officers or directly to the adult and juvenile court systems. VPW also serves as the County's point of contact for agencies and community partners to connect volunteers with opportunities to serve throughout the County.

Measures (Dollar amounts expressed in thousands)	FY14 Actual	FY15 Actual	FY16 Actual	FY17 Adopted	FY18 Adopted
<b>Criminal Justice Services</b>					
<b>Local Criminal Justice Support</b>	<b>\$150</b>	<b>\$155</b>	<b>\$155</b>	<b>\$155</b>	<b>\$158</b>
OCJS and General District Court placements	682	571	634	800	800
Community volunteers for short term community projects	34,548	34,744	34,892	30,000	30,000
Community service hours performed	14,523	14,152	13,809	20,000	20,000

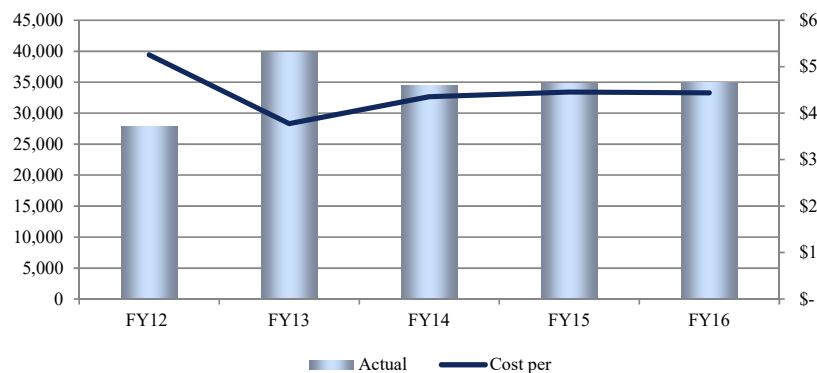
### VPW - Criminal Justice Services Measures Report Charts

**OCJS and General District Court Placements**



**Chart  
1 of 2**

**VPW Community Volunteers for Short Term Community Projects**



**Chart  
2 of 2**

# Community Partners

Measures (Dollar amounts expressed in thousands)	FY14 Actual	FY15 Actual	FY16 Actual	FY17 Adopted	FY18 Adopted
<b>Fire &amp; Rescue</b>					
<b>Community Safety</b>	\$16	\$17	\$17	\$17	\$17
Volunteer recruitment	2,200	2,268	1,584	1,500	1,500
Volunteer Outreach and Training	41,785	250,508*	278,878	50,000	50,000

\*The large increase in FY15 is a direct result of a partnership with the Potomac Nationals that provided access to fans and scouts at Potomac National events.

## VPW - Fire & Rescue Measures Report Charts

### Volunteer Recruitment

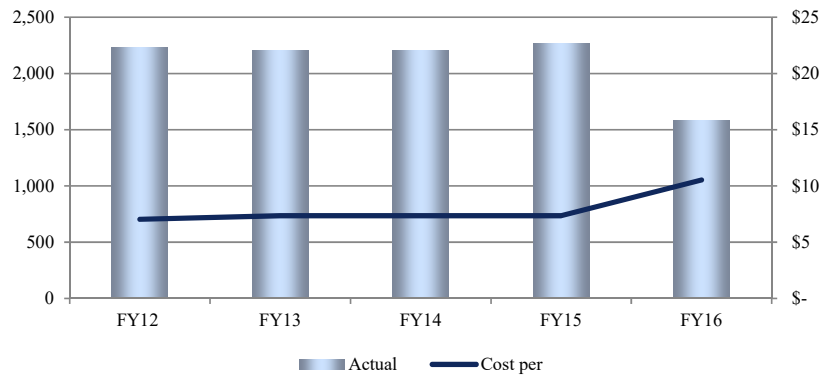


Chart  
1 of 2

### Volunteer Outreach and Training

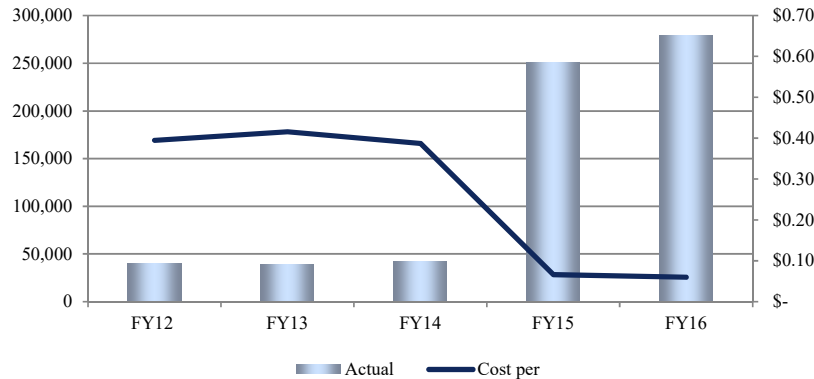


Chart  
2 of 2

