




AMERICAN
KENNEL CLUB®

How to Greet a Dog

Remember these steps when meeting and greeting a dog. Always ask permission to pet a dog when it is on a leash and with its owner. Never greet a loose dog without an owner.


Even if you know the dog and are friends with its owner, it's important to remember and follow this plan.



Grab some crayons, and color this illustration!

- 1.** Always walk slowly to the dog's owner to ask if you can pet the dog.
- 2.** It's important to receive permission before petting the dog. If the owner says "no," politely accept the answer, and don't pet the dog.
- 3.** If the owner says "yes," curl your hand into a closed fist with the back of your hand facing upward. Extend your hand slowly to the dog.
- 4.** Allow the dog to sniff the back of your hand. We recognize people on sight; dogs recognize people by scent. Dogs sniff people to learn their scent.
- 5.** After the dog has sniffed your hand and has become familiar with you, pet it gently under the chin or on the chest.

Make Like a Tree



“Make like a tree.” This safety tip could prevent injury if you encounter a threatening or a loose dog. A dog should be kept on a leash when it is out in a public place. However, you may see a dog wandering loose without an owner.

Never approach or pet a loose dog or a dog without an owner. But a loose dog may approach you. In that case, don’t run away, and don’t yell or make loud noises.



If a loose dog approaches:

- Stand very still like a tree.
- Cross your arms over your chest, as if you are giving yourself a great big hug. (This shape forms the trunk of your tree.)
- Look away from the dog. Dogs think direct eye contact is a challenge for power and control. You do not want to challenge the dog. You want the dog to go away.

Unscramble the missing word in each of the sentences below.


1. If you see a dog you don’t know, stand very still like a _____ (**ERTE**) and _____ (**SROSC**) your arms over your chest.
2. Look _____ (**YWAA**) from loose dogs.
3. When a dog is out for a walk, it should be on a _____. (**HASEL**)
4. If you see a stray dog in your neighborhood, tell an _____ (**TULDA**) immediately.
5. Before petting a dog you don’t know, always ask the owner for _____. (**SERPmISONI**)

ANSWERS

1. tree, cross, 2. away, 3. leash, 4. adult, 5. permission.

What to Do if You See a Lost Dog

If you were playing outside and saw a dog you didn't know wandering in the neighborhood, what would you do? Draw a line connecting the paw-print trail to learn how you can stay safe, and help a lost dog find its way home.




Tell an adult about the dog.

Never run to or away from a dog you don't know. Stand still, then slowly and quietly back away from the dog.

If the dog is friendly, the adult can check for its ID tags and call the dog's owner.

If the dog doesn't have identification, ask the adult to call area vets and the animal shelter to help find the dog's owner. If the dog has a microchip, the vet or shelter can use a scanner to find the chip and the dog's home.



If the dog is not friendly, stay away from it, and ask the adult to call an animal control officer.